



KEMENTERIAN PERTANIAN DAN KETERJAMINAN MAKANAN
MINISTRY OF AGRICULTURE AND FOOD SECURITY

RINGKASAN PERDAGANGAN LUAR NEGERI AGROMAKANAN DAN HASIL PERTANIAN TERPILIH

SUMMARY OF EXTERNAL TRADE AGROFOOD AND SELECTED AGRICULTURAL PRODUCTS



2025
DISEMBER
DECEMBER

BAHAGIAN DASAR DAN PERANCANGAN STRATEGIK
POLICY AND STRATEGIC PLANNING DIVISION

www.kpk.gov.my



@kpkmmalaysia



Kementerian Pertanian dan Keterjaminan Makanan
Ministry of Agriculture and Food Security

**RINGKASAN PERDAGANGAN LUAR NEGERI
AGROMAKANAN DAN HASIL PERTANIAN TERPILIH**

***SUMMARY OF EXTERNAL TRADE
AGROFOOD AND SELECTED AGRICULTURAL PRODUCTS***

DISEMBER 2025
DECEMBER

Bahagian Dasar dan Perancangan Strategik
Policy and Strategic Planning Division

Pertanyaan/Cadangan:
Queries/Suggestions:

Bahagian Dasar dan Perancangan Strategik
Policy and Strategic Planning Division
Kementerian Pertanian dan Keterjaminan Makanan
Ministry of Agriculture and Food Security
Wisma Tani
No. 28, Persiaran Perdana
Presint 4, Pusat Pentadbiran Kerajaan Persekutuan
62624 Putrajaya
MALAYSIA

Telefon/*Telephone*: 03 - 88701155

Dikeluarkan pada Mac 2026
Released in March 2026

Persembahan data dan pengkelasan komoditi di dalam penerbitan ini diolah oleh Kementerian Pertanian dan Keterjaminan Makanan berdasarkan data asal yang diperolehi daripada Jabatan Perangkaan Malaysia.

Untuk makluman, data bagi tahun 2024 dan ke belakang yang dipersembahkan di dalam penerbitan ini adalah data muktamad. Manakala, data bagi tahun 2025 adalah data sementara.

The presentation of data and classification of commodities in this publication was processed by the Ministry of Agriculture and Food Security Malaysia based on original data obtained from the Department of Statistics Malaysia.

For information, the data for the year 2024 and backward presented in this publication is the final data. Meanwhile, the data for the year 2025 are provisional data.

Nota: Liputan Kod Harmonized System (HS) bagi Agromakanan dan Hasil Pertanian Terpilih telah disemak dan diselaraskan bermula tahun 2023.

Note: Harmonized System (HS) Code coverage for Agrofood and Selected Agricultural Products has been revised and aligned starting in 2023.

KANDUNGAN CONTENTS

	Muka surat Page
Penemuan Utama <i>Main Findings</i>	1
Ringkasan Penemuan <i>Summary of Findings</i>	5
Jadual <i>Tables</i>	
1. Eksport, Import, Jumlah Dagangan dan Imbangan Dagangan <i>Exports, Imports, Total Trade and Balance of Trade</i>	15
2. Eksport, Import, Jumlah Dagangan dan Imbangan Dagangan bagi Agromakanan dan Hasil Pertanian Terpilih <i>Exports, Imports, Total Trade and Balance of Trade for Agrofood and Selected Agricultural Products</i>	16
3. Eksport, Import, Jumlah Dagangan dan Imbangan Dagangan bagi Agromakanan <i>Exports, Imports, Total Trade and Balance of Trade for Agrofood</i>	17
4. Eksport, Import, Jumlah Dagangan dan Imbangan Dagangan bagi Keperluan Pertanian <i>Exports, Imports, Total Trade and Balance of Trade for Agricultural Inputs</i>	18
5. Eksport, Import, Jumlah Dagangan dan Imbangan Dagangan bagi Keluaran Pertanian Lain <i>Exports, Imports, Total Trade and Balance of Trade for other Agricultural Products</i>	19
6. Eksport bagi Agromakanan dan Hasil Pertanian Terpilih Mengikut Kategori <i>Exports for Agrofood and Selected Agricultural Products by Category</i>	20
7. Import bagi Agromakanan dan Hasil Pertanian Terpilih Mengikut Kategori <i>Imports for Agrofood and Selected Agricultural Products by Category</i>	22
8. Eksport Agromakanan Mengikut Komoditi Terpilih <i>Exports of Agrofood by Selected Commodities</i>	24
9. Import Agromakanan Mengikut Komoditi Terpilih <i>Imports of Agrofood by Selected Commodities</i>	31
10. Eksport dan Import Agromakanan Mengikut Negara Asal & yang Dituju <i>Exports and Imports for Agrofood by Country of Origin & Destination</i>	38
11. Perdagangan Luar Negeri bagi Agromakanan dan Hasil Pertanian Terpilih Mengikut Negara - Italy <i>External Trade for Agrofood and Selected Agricultural Products by Countries - Italy</i>	41
12. Perdagangan Luar Negeri bagi Agromakanan dan Hasil Pertanian Terpilih Mengikut Negara - United Arab Emirates <i>External Trade for Agrofood and Selected Agricultural Products by Countries - United Arab Emirates</i>	45
13. Perdagangan Luar Negeri bagi Agromakanan dan Hasil Pertanian Terpilih Mengikut Negara - United States of America <i>External Trade for Agrofood and Selected Agricultural Products by Countries - United States of America</i>	49
14. Perdagangan Luar Negeri bagi Agromakanan dan Hasil Pertanian Terpilih Mengikut Negara - Japan <i>External Trade for Agrofood and Selected Agricultural Products by Countries - Japan</i>	53

KANDUNGAN CONTENTS

Muka surat
Page

Jadual Tables


15. Perdagangan Luar Negeri bagi Agromakanan dan Hasil Pertanian Terpilih Mengikut Negara - Australia <i>External Trade for Agrofood and Selected Agricultural Products by Countries - Australia</i>	57
16. Perdagangan Luar Negeri bagi Agromakanan dan Hasil Pertanian Terpilih Mengikut Negara - New Zealand <i>External Trade for Agrofood and Selected Agricultural Products by Countries - New Zealand</i>	61
17. Perdagangan Luar Negeri bagi Agromakanan dan Hasil Pertanian Terpilih Mengikut Negara - Netherlands <i>External Trade for Agrofood and Selected Agricultural Products by Countries - Netherlands</i>	65
18. Perdagangan Luar Negeri bagi Agromakanan dan Hasil Pertanian Terpilih Mengikut Negara - People's Republic of China <i>External Trade for Agrofood and Selected Agricultural Products by Countries - People's Republic of China</i>	69
19. Perdagangan Luar Negeri bagi Agromakanan dan Hasil Pertanian Terpilih Mengikut Negara - Thailand <i>External Trade for Agrofood and Selected Agricultural Products by Countries - Thailand</i>	73
20. Perdagangan Luar Negeri bagi Agromakanan dan Hasil Pertanian Terpilih Mengikut Negara - Singapore <i>External Trade for Agrofood and Selected Agricultural Products by Countries - Singapore</i>	77
21. Perdagangan Luar Negeri bagi Agromakanan dan Hasil Pertanian Terpilih Mengikut Negara - Indonesia <i>External Trade for Agrofood and Selected Agricultural Products by Countries - Indonesia</i>	81
22. Perdagangan Luar Negeri bagi Agromakanan dan Hasil Pertanian Terpilih Mengikut Negara - Brunei Darussalam <i>External Trade for Agrofood and Selected Agricultural Products by Countries - Brunei Darussalam</i>	85
23. Perdagangan Luar Negeri bagi Agromakanan dan Hasil Pertanian Terpilih Mengikut Negara - Philippines <i>External Trade for Agrofood and Selected Agricultural Products by Countries - Philippines</i>	89
24. Perdagangan Luar Negeri bagi Agromakanan dan Hasil Pertanian Terpilih Mengikut Negara - Myanmar <i>External Trade for Agrofood and Selected Agricultural Products by Countries - Myanmar</i>	93
25. Perdagangan Luar Negeri bagi Agromakanan dan Hasil Pertanian Terpilih Mengikut Negara - Vietnam <i>External Trade for Agrofood and Selected Agricultural Products by Countries - Vietnam</i>	97
26. Perdagangan Luar Negeri bagi Agromakanan dan Hasil Pertanian Terpilih Mengikut Negara - Cambodia <i>External Trade for Agrofood and Selected Agricultural Products by Countries - Cambodia</i>	101
27. Perdagangan Luar Negeri bagi Agromakanan dan Hasil Pertanian Terpilih Mengikut Negara - LAO PDR <i>External Trade for Agrofood and Selected Agricultural Products by Countries - LAO PDR</i>	105
28. Perdagangan Luar Negeri bagi Agromakanan dan Hasil Pertanian Terpilih Mengikut Negara - Germany <i>External Trade for Agrofood and Selected Agricultural Products by Countries - Germany</i>	109


KANDUNGAN CONTENTS

Muka surat
Page

29. Purata Kadar Pertukaran <i>Average Exchange Rates</i>	113
Carta <i>Charts</i>	
1. Prestasi Perdagangan Agromakanan dan Hasil Pertanian Terpilih, Disember 2025 <i>Agrofood and Selected Agricultural Products Trade Performance, December 2025</i>	7
2. Peratus Sumbangan Agromakanan dan Hasil Pertanian Terpilih Disember 2025 <i>Percentage Share of Agrofood and Selected Agricultural Products, December 2025</i>	7
3. Eksport dan Import Agromakanan, Disember 2025 <i>Exports and Imports of Agrofood, December 2025</i>	8
4. Perdagangan Agromakanan dan Hasil Pertanian Terpilih, 2024 & 2025 <i>External Trade of Agrofood and Selected Agricultural Products, 2024 & 2025</i>	9


Muka surat ini sengaja dibiarkan kosong.
This page is deliberately left blank.





**PENEMUAN
UTAMA**
MAIN FINDINGS

Muka surat ini sengaja dibiarkan kosong.
This page is deliberately left blank.



PENEMUAN UTAMA MAIN FINDINGS



KEMENTERIAN PERTANIAN DAN KETERJAMINAN MAKANAN
MINISTRY OF AGRICULTURE AND FOOD SECURITY

PERDAGANGAN LUAR NEGERI EXTERNAL TRADE

AGROMAKANAN DAN HASIL PERTANIAN TERPILIH



Agrofood
and Selected
Agricultural
Products

DISEMBER
DECEMBER
2025

RAKAN DAGANG UTAMA/Top Trading Partners

Country	2025 (Juta/Million)	2024 (Juta/Million)
People's Republic of China	RM4,686.6	RM4,880.4
India	RM2,276.3	RM1,588.7
Thailand	RM1,817.2	RM1,751.3

Jumlah
Perdagangan
Total of Trade

2025: RM29,839.2
2024: RM31,135.3
↓ 4.2%

Juta/Million

Import
Import

2025: RM13,316.7
2024: RM13,957.2
↓ 4.6%

Juta/Million

Eksport
Exports

2025: RM16,522.5
2024: RM17,178.1
↓ 3.8%

Juta/Million

Imbangan
Dagangan
Balance of Trade

2025: RM3,205.8
2024: RM3,220.9
↓ 0.5%

Juta/Million

JUMLAH PERDAGANGAN MENGIKUT KUMPULAN/Total of Trade by Groups

Agromakanan Agrofood	
JUMLAH PERDAGANGAN/Total of Trade (Juta/Million)	2025: RM13,427.9 2024: RM13,078.7 ↑ 2.7%
EKSPORT/Exports (Juta/Million)	2025: RM5,113.9 2024: RM5,035.2 ↑ 1.6%
IMPORT/Imports (Juta/Million)	2025: RM8,314.0 2024: RM8,043.5 ↑ 3.4%
IMBANGAN DAGANGAN/Balance of Trade	2025: -RM3,200.1 2024: -RM3,008.2

Keperluan Pertanian Agricultural Inputs	
JUMLAH PERDAGANGAN/Total of Trade (Juta/Million)	2025: RM1,505.2 2024: RM1,511.2 ↓ 0.4%
EKSPORT/Exports (Juta/Million)	2025: RM604.4 2024: RM508.9 ↑ 18.8%
IMPORT/Imports (Juta/Million)	2025: RM900.7 2024: RM1,002.3 ↓ 10.1%
IMBANGAN DAGANGAN/Balance of Trade	2025: -RM296.3 2024: -RM493.4

Keluaran Pertanian lain Other Agricultural Products	
JUMLAH PERDAGANGAN/Total of Trade (Juta/Million)	2025: RM14,906.1 2024: RM16,545.4 ↓ 9.9%
EKSPORT/Exports (Juta/Million)	2025: RM10,804.1 2024: RM11,634.0 ↓ 7.1%
IMPORT/Imports (Juta/Million)	2025: RM4,102.0 2024: RM4,911.4 ↓ 16.5%
IMBANGAN DAGANGAN/Balance of Trade	2025: RM6,702.1 2024: RM6,722.6

Nota/Notes: Data bagi tahun 2025 merupakan data sementara
Data for the year 2025 is provisional data

Sumber/Source: Jabatan Perangkaan Malaysia/Department of Statistics Malaysia


BAHAGIAN DASAR DAN PERANCANGAN STRATEGIK
KEMENTERIAN PERTANIAN DAN KETERJAMINAN MAKANAN
Policy and Strategic Planning Division, Ministry of Agriculture and Food Security

www.kpkm.gov.my

@kpkm_malaysia

MALAYSIA MADANI

Muka surat ini sengaja dibiarkan kosong.
This page is deliberately left blank.





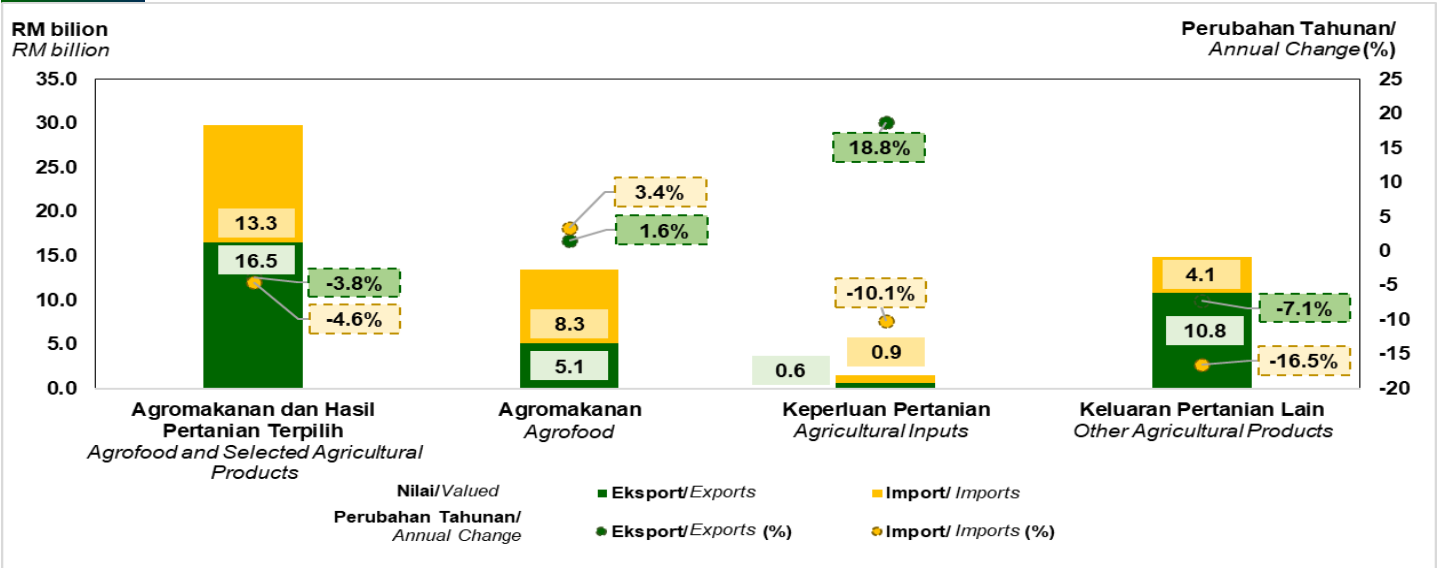
RINGKASAN PENEMUAN
SUMMARY OF FINDINGS

Muka surat ini sengaja dibiarkan kosong.
This page is deliberately left blank.



Carta 1
Chart 1

Prestasi Perdagangan Agromakanan dan Hasil Pertanian Terpilih, Disember 2025
Agrofood and Selected Agricultural Products Trade Performance, December 2025

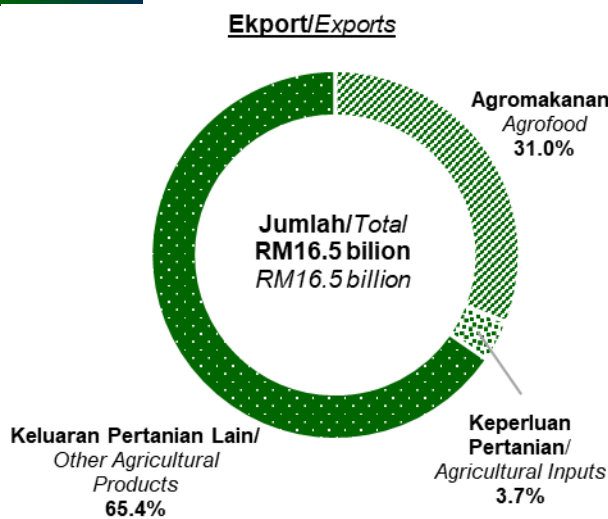


Jumlah perdagangan agromakanan dan hasil pertanian terpilih Malaysia menurun sebanyak 4.2 peratus kepada RM29.8 bilion pada Disember 2025, berbanding RM31.1 bilion yang dicatatkan pada Disember 2024. Nilai eksport menurun sebanyak 3.8 peratus kepada RM16.5 bilion, manakala nilai import menurun sebanyak 4.6 peratus kepada RM13.3 bilion. Imbangan perdagangan mencatatkan lebih sebanyak RM3.2 bilion pada bulan tersebut.

The trade volume of agrofood and selected agricultural products in Malaysia decreased by 4.2 per cent to RM29.8 billion in December 2025, compared to RM31.1 billion recorded in December 2024. Exports decreased by 3.8 per cent to RM16.5 billion, while imports decreased by 4.6 per cent to RM13.3 billion. The trade balance recorded a surplus of RM3.2 billion in the same month.

Carta 2
Chart 2

Peratus Sumbangan Agromakanan dan Hasil Pertanian Terpilih, Disember 2025
Percentage Share of Agrofood and Selected Agricultural Products, December 2025

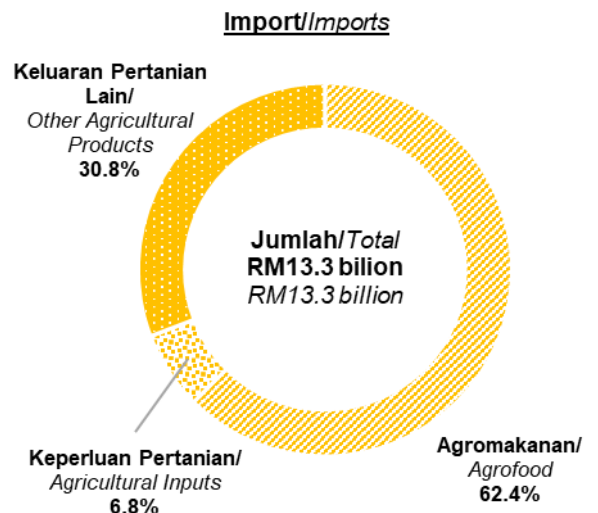


Eksport agromakanan dan hasil pertanian terpilih Malaysia mencatatkan nilai RM16.5 bilion pada Disember 2025, menurun sebanyak 3.8 peratus berbanding bulan yang sama tahun sebelumnya. Peningkatan ini disumbangkan oleh Keluaran Pertanian Lain (65.4%), Agromakanan (31.0%) dan Keperluan Pertanian (3.7%).

The exports of agrofood and selected agricultural products in Malaysia amounted to RM16.5 billion in December 2025, representing a decrease of 3.8 per cent compared to the same month of the previous year. This growth was contributed by Other Agricultural Products (65.4%), Agrofood (31.0%) and Agricultural Inputs (3.7%).

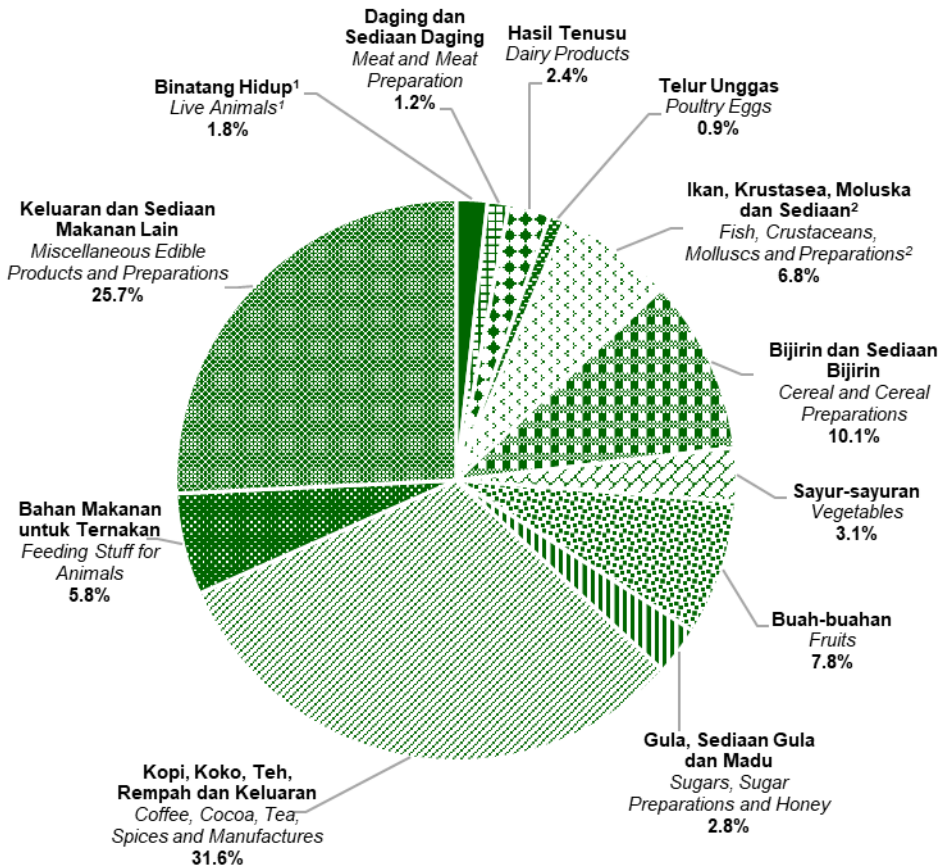
Seterusnya, import agromakanan dan hasil pertanian terpilih Malaysia merekodkan nilai RM13.3 bilion pada bulan rujukan. Berdasarkan tahun ke tahun, ia menunjukkan penurunan sebanyak 4.6 peratus berbanding pada Disember 2024. Prestasi ini disumbangkan oleh Agromakanan (62.4%), Keluaran Pertanian Lain (30.8%) dan Keperluan Pertanian (6.8%).

Furthermore, the import of agrofood and selected agricultural products in Malaysia amounted to RM13.3 billion in the reference month. Year-on-year, this represented a decrease of 4.6 per cent as compared with December 2024. This performance was contributed respectively by Agrofood (62.4%), Other Agricultural Products (30.8%) and Agricultural Inputs (6.8%).



Carta 3
Chart 3

Eksport dan Import Agromakanan, Disember 2025
Exports and Imports of Agrofood, December 2025



Eksport/Exports

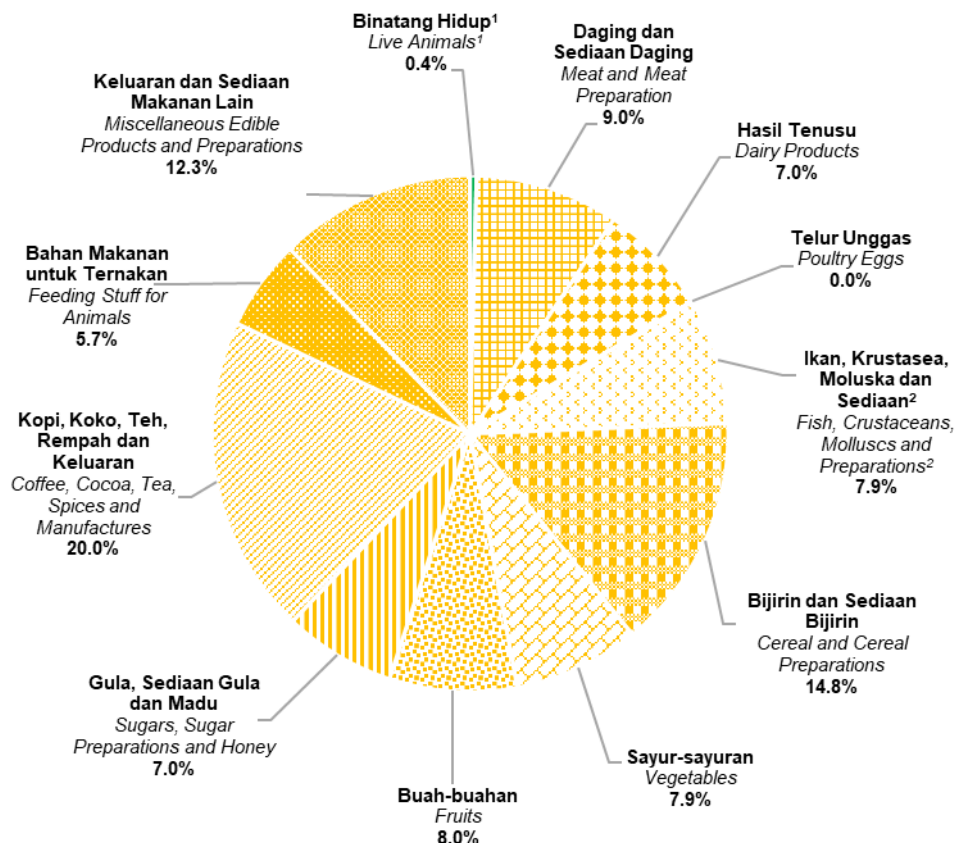
Pada Disember 2025, prestasi eksport agromakanan mencapai RM5.1 bilion, meningkat sebanyak 1.6 peratus berbanding tempoh yang sama tahun sebelumnya. Ini dipengaruhi oleh sumbangan eksport Kopi, Koko, Teh, Rempah dan Keluaran (31.6%), Keluaran dan Sediaan Makanan Lain (25.7%) dan Bijirin dan Sediaan Bijirin (10.1%).

In December 2025, agrofood export performance recorded RM5.1 billion, representing a 1.6 per cent increase compared to the corresponding period in the previous year. This was attributed by the contributions from Coffee, Cocoa, Tea, Spices and Manufactures (31.6%), Miscellaneous Edible Products and Preparations (25.7%) and Cereal and Cereal Preparations (10.1%).

Import/Imports

Import agromakanan pada Disember 2025 berjumlah RM8.3 bilion, meningkat 3.4 peratus berbanding tempoh yang sama tahun sebelumnya. Peningkatan keseluruhan ini dipengaruhi oleh sumbangan import daripada beberapa kumpulan utama iaitu Kopi, Koko, Teh, Rempah dan Keluaran (20.0%), Bijirin dan Sediaan Bijirin (14.8%) serta Keluaran dan Sediaan Makanan Lain (12.3%).

Agrofood imports in December 2025 amounted to RM8.3 billion, an increase of 3.4 per cent compared to the same period last year. This overall increase was influenced by contributions from several key groups, namely Coffee, Cocoa, Tea, Spices and Manufactures (20.0%), Cereal and Cereal Preparations (14.8%), as well as Miscellaneous Edible Products and Preparations (12.3%).



Nota/Notes: ¹ Binatang ternakan/Livestock
² Tidak termasuk ikan hiasan/ Excluding ornamental fish

Keterangan/ Descriptions	2024/ 2024			2025/ 2025		
	Eksport/ Exports	Import/ Imports	Imbangan Perdagangan/ Balance of Trade	Eksport/ Exports	Import/ Imports	Imbangan Perdagangan/ Balance of Trade
	Jumlah Perdagangan <i>Total of External Trade</i>	1,507,683.4	1,370,842.4	136,841.0	1,606,473.0	1,451,879.8
Jumlah Agromakanan dan Hasil Pertanian Terpilih <i>Total of Agrofood and Selected Agricultural Products</i>	179,151.3	154,442.0	24,709.2	187,326.1	153,822.2	33,503.8
Sumbangan kepada Jumlah Perdagangan (%) <i>Contribution to Total of External Trade</i>	11.9	11.3	18.1	11.7	10.6	21.7
Jumlah Agromakanan <i>Total of Agrofood</i>	54,381.6	93,725.3	-39,343.7	58,803.6	92,722.2	-33,918.6
Ternakan <i>Livestocks</i>						
Binatang hidup ¹ <i>Live animals¹</i>	1,093.9	262.2	831.6	1,047.6	421.0	626.6
Daging dan sediaan daging <i>Meat and meat preparation</i>	814.5	7,672.9	-6,858.4	762.2	8,420.0	-7,657.8
Hasil tenusu <i>Dairy products</i>	1,440.5	5,755.2	-4,314.7	1,365.3	6,241.9	-4,876.5
Telur unggas <i>Poultry eggs</i>	584.9	42.3	542.6	551.7	31.9	519.8
Perikanan <i>Fisheries</i>						
Ikan, krustasia, moluska dan sediaan ² <i>Fish, crustaceans, molluscs and preparations²</i>	3,813.8	6,017.5	-2,203.7	3,899.7	6,333.0	-2,433.3
Tanaman <i>Food crops</i>						
Bijirin dan sediaan bijirin <i>Cereals and cereal preparations</i>	5,625.5	12,877.2	-7,251.7	5,349.5	11,706.2	-6,356.7
Sayur-sayuran <i>Vegetables</i>	1,631.8	8,220.0	-6,588.2	1,716.5	7,034.4	-5,317.9
Buah-buahan <i>Fruits</i>	2,338.2	5,734.2	-3,396.1	2,387.0	6,119.5	-3,732.5
Gula, sediaan gula dan madu <i>Sugars, sugar preparations and honey</i>	1,586.4	7,538.8	-5,952.4	1,966.1	5,427.4	-3,461.2
Kopi, koko, teh, rempah dan keluaran <i>Coffee, cocoa, tea, spices and manufactures</i>	18,794.2	22,160.8	-3,366.6	22,369.4	24,867.8	-2,498.4

Carta 4 Perdagangan Agromakanan dan Hasil Pertanian Terpilih, 2024 & 2025
Chart 4 External Trade of Agrofood and Selected Agricultural Products, 2024 & 2025

RM Juta/ Million


Keterangan/ Descriptions	2024/ 2024			2025/ 2025		
	Eksport/ Exports	Import/ Imports	Imbangan Perdagangan/ Balance of Trade	Eksport/ Exports	Import/ Imports	Imbangan Perdagangan/ Balance of Trade
	Lain-lain Others					
Bahan makanan untuk ternakan <i>Feeding stuff for animals</i>	3,275.2	8,333.0	-5,057.8	3,327.3	6,529.8	-3,202.5
Keluaran dan sediaan makanan lain <i>Miscellaneous edible products and preparations</i>	13,382.9	9,111.4	4,271.5	14,061.2	9,589.4	4,471.9
Jumlah keperluan pertanian Total of agricultural input	6,142.9	11,326.1	-5,183.2	6,189.0	11,526.4	-5,337.5
Baja <i>Fertilizers</i>	3,768.9	5,546.4	-1,777.6	3,752.1	5,880.5	-2,128.5
Ubat-ubatan veterineri <i>Veterinary medicaments</i>	20.7	1,551.2	-1,530.5	16.9	1,786.3	-1,769.4
Ubat pembunuh kuman, ubat serangga dsb. <i>Disinfections, insecticides, fungicides, weed killers and anti-sprouting products, etc.</i>	1,447.9	1,411.7	36.2	1,295.8	1,399.8	-104.0
Jentera pertanian (termasuk traktor) dan alat ganti <i>Agricultural machinery (including tractors) and parts</i>	905.4	2,816.7	-1,911.3	1,124.1	2,459.8	-1,335.7
Jumlah keluaran pertanian lain Total of other agricultural products	118,626.7	49,390.6	69,236.1	122,333.5	49,573.6	72,759.9
Binatang hidup (bukan binatang ternakan) <i>Live animals (non livestock)</i>	10.2	12.5	-2.2	8.4	11.9	-3.5
Ikan hiasan <i>Ornamental fish</i>	66.2	61.8	4.4	55.4	36.3	19.1
Rumpai laut <i>Seaweed</i>	17.9	108.8	-90.9	7.6	92.9	-85.3
Lain-lain produk ikan <i>Other fish products</i>	120.2	163.6	-43.4	89.2	125.6	-36.4
Minuman dan tembakau <i>Beverages and tobacco</i>	3,016.6	3,726.4	-709.8	2,851.5	3,365.6	-514.1
Minyak kelapa sawit <i>Palm oil</i>	62,035.5	881.3	61,154.2	63,585.0	3,417.8	60,167.1
Minyak isirung kelapa sawit <i>Palm kernel oil</i>	7,571.5	1,118.7	6,452.8	9,473.5	1,723.3	7,750.2
Bunga-bunga <i>Floriculture</i>	415.1	94.0	321.0	415.6	86.8	328.8

Keterangan/ Descriptions	2024/ 2024			2025/ 2025		
	Eksport/ Exports	Import/ Imports	Imbangan Perdagangan/ Balance of Trade	Eksport/ Exports	Import/ Imports	Imbangan Perdagangan/ Balance of Trade
	Bahan tanaman untuk pembiakan <i>Seeds and buds for sowing</i>	141.7	169.8	-28.0	152.7	169.4
Lemak haiwan dan sayuran/lain-lain biji-biji minyak <i>Animal and vegetable fats/other oil seeds</i>	14,813.0	14,002.9	810.2	17,165.2	13,421.6	3,743.6
Getah asli dan susu getah <i>Natural rubber and natural gums in primary forms</i>	4,503.3	7,598.5	-3,095.2	4,084.1	6,742.4	-2,658.4
Kulit dan bulu binatang <i>Hides and skin</i>	86.3	344.8	-258.5	102.2	281.4	-179.2
Gentian asli <i>Natural fibres</i>	2,634.1	1,756.2	877.9	2,401.6	1,697.9	703.7
Hasil perhutanan <i>Forestry products</i>	23,195.1	19,351.4	3,843.7	21,941.5	18,400.8	3,540.8

Nota/Notes: ¹ Binatang ternakan/Livestock

² Tidak termasuk ikan hiasan/
Excluding ornamental fish


Muka surat ini sengaja dibiarkan kosong.
This page is deliberately left blank.





JADUAL
TABLES

Muka surat ini sengaja dibiarkan kosong.
This page is deliberately left blank.



JADUAL 1 : EKSPORT, IMPORT, JUMLAH DAGANGAN DAN IMBANGAN DAGANGAN
TABLE 1 : EXPORTS, IMPORTS, TOTAL TRADE AND BALANCE OF TRADE

TEMPOHI/ PERIOD	NILAI/VALUE (RM JUTA/ RM MILLION)				PERUBAHAN TAHUNAN/ ANNUAL CHANGE (%)			
	EKSPORT/ EXPORTS	IMPORT/ IMPORTS	JUMLAH DAGANGAN/ TOTAL TRADE	IMBANGAN DAGANGAN/ BALANCE OF TRADE	EKSPORT/ EXPORTS	IMPORT/ IMPORTS	JUMLAH DAGANGAN/ TOTAL TRADE	IMBANGAN DAGANGAN/ BALANCE OF TRADE
2018	1,003,586.9	879,804.0	1,883,390.9	123,782.9	7.3	5.2	6.3	25.7
2019	995,071.9	849,410.8	1,844,482.7	145,661.1	(0.8)	(3.5)	(2.1)	17.7
2020	983,826.8	800,481.3	1,784,308.1	183,345.4	(1.1)	(5.8)	(3.3)	25.9
2021	1,241,022.1	987,344.0	2,228,366.1	253,678.1	26.1	23.3	24.9	38.4
2022	1,550,009.3	1,293,811.4	2,843,820.7	256,197.9	24.9	31.0	27.6	1.0
2023	1,426,198.7	1,211,044.0	2,637,242.7	215,154.7	(8.0)	(6.4)	(7.3)	(16.0)
2024	1,509,290.6	1,370,237.5	2,879,528.0	139,053.1	5.8	13.1	9.2	(35.4)
2025	1,606,473.0	1,451,879.8	3,058,352.8	154,593.3	6.4	6.0	6.2	11.2
2022								
ST1/Q1	344,289.9	280,655.8	624,945.7	63,634.0	21.8	25.5	23.4	7.7
ST2/Q2	392,348.0	332,992.3	725,340.3	59,355.7	29.3	34.8	31.8	5.4
ST3/Q3	420,094.0	355,128.5	775,222.5	64,965.6	38.5	46.5	42.0	6.6
ST4/Q4	393,277.4	325,034.8	718,312.2	68,242.6	11.9	18.5	14.8	(11.8)
2023								
ST1/Q1	355,092.5	291,679.9	646,772.4	63,412.5	3.1	3.9	3.5	(0.3)
ST2/Q2	348,623.4	292,800.1	641,423.5	55,823.3	(11.1)	(12.1)	(11.6)	(6.0)
ST3/Q3	356,280.3	297,245.2	653,525.4	59,035.1	(15.2)	(16.3)	(15.7)	(9.1)
ST4/Q4	366,202.6	329,318.9	695,521.5	36,883.7	(6.9)	1.3	(3.2)	(46.0)
2024								
ST1/Q1	362,793.8	328,199.5	690,993.3	34,594.3	2.2	12.5	6.8	(45.4)
ST2/Q2	369,337.9	336,910.5	706,248.5	32,427.4	5.9	15.1	10.1	(41.9)
ST3/Q3	384,227.2	358,245.4	742,472.6	25,981.7	7.8	20.5	13.6	(56.0)
ST4/Q4	392,931.7	346,882.0	739,813.7	46,049.7	7.3	5.3	6.4	24.9
2025								
ST1/Q1	378,359.5	337,314.9	715,674.4	41,044.6	4.3	2.8	3.6	18.6
ST2/Q2	381,666.7	367,372.4	749,039.1	14,294.3	3.3	9.0	6.1	(55.9)
ST3/Q3	410,407.3	359,722.3	770,129.6	50,685.1	6.8	0.4	3.7	95.1
ST4/Q4	436,039.5	387,470.2	823,509.7	48,569.3	11.0	11.7	11.3	5.5
2023								
JAN/JAN	112,665.5	94,508.3	207,173.8	18,157.2	1.4	1.8	1.6	(0.4)
FEB/FEB	112,682.1	92,703.0	205,385.1	19,979.2	10.8	12.2	11.4	4.3
MAC/MAR	129,744.8	104,468.7	234,213.5	25,276.2	(1.3)	(0.7)	(1.1)	(3.7)
APR/APR	105,165.7	93,820.6	198,986.2	11,345.1	(17.5)	(9.9)	(14.1)	(51.5)
MEI/MAY	119,515.8	104,104.7	223,620.5	15,411.1	(0.9)	(3.4)	(2.1)	20.4
JUN/JUNE	123,942.0	94,874.8	218,816.8	29,067.2	(14.1)	(21.7)	(17.5)	25.4
JUL/JULY	116,765.4	99,458.2	216,223.6	17,307.2	(13.1)	(16.1)	(14.5)	9.3
OGOS/AUG	115,180.8	97,850.4	213,031.2	17,330.4	(18.6)	(21.2)	(19.8)	0.2
SEPT/SEPT	124,334.1	99,936.5	224,270.6	24,397.6	(13.8)	(11.1)	(12.6)	(23.4)
OKT/OCT	126,151.7	113,187.3	239,339.0	12,964.4	(4.4)	(0.3)	(2.5)	(29.8)
NOV/NOV	121,604.0	109,501.0	231,105.0	12,103.0	(6.2)	1.5	(2.7)	(44.5)
DIS/DEC	118,446.9	106,630.6	225,077.5	11,816.3	(10.0)	2.9	(4.3)	(57.8)
2024								
JAN/JAN	122,381.4	112,238.0	234,619.4	10,143.4	8.6	18.8	13.2	(44.1)
FEB/FEB	111,445.1	100,116.4	211,561.5	11,328.8	(1.1)	8.0	3.0	(43.3)
MAC/MAR	128,967.2	115,845.1	244,812.4	13,122.1	(0.6)	10.9	4.5	(48.1)
APR/APR	115,155.2	107,087.7	222,242.9	8,067.4	9.5	14.1	11.7	(28.9)
MEI/MAY	128,099.5	118,082.5	246,182.0	10,017.0	7.2	13.4	10.1	(35.0)
JUN/JUNE	126,083.3	111,740.3	237,823.6	14,343.0	1.7	17.8	8.7	(50.7)
JUL/JULY	131,503.2	124,715.5	256,218.7	6,787.7	12.6	25.4	18.5	(60.8)
OGOS/AUG	129,094.1	122,739.9	251,834.0	6,354.2	12.1	25.4	18.2	(63.3)
SEPT/SEPT	123,629.9	110,790.0	234,419.9	12,839.9	(0.6)	10.9	4.5	(47.4)
OKT/OCT	128,223.7	116,269.4	244,493.1	11,954.3	1.6	2.7	2.2	(7.8)
NOV/NOV	126,104.8	111,269.5	237,374.4	14,835.3	3.7	1.6	2.7	22.6
DIS/DEC	138,603.2	119,343.1	257,946.2	19,260.1	17.0	11.9	14.6	63.0
2025								
JAN/JAN	122,814.0	119,155.1	241,969.2	3,658.9	0.4	6.2	3.1	(63.9)
FEB/FEB	118,241.9	105,624.9	223,866.8	12,616.9	6.1	5.5	5.8	11.4
MAC/MAR	137,303.6	112,534.8	249,838.4	24,768.8	6.5	(2.9)	2.1	88.8
APR/APR	133,499.4	128,369.4	261,868.8	5,130.0	15.9	19.9	17.8	(36.4)
MEI/MAY	126,617.6	125,857.7	252,475.2	759.9	(1.2)	6.6	2.6	(92.4)
JUN/JUNE	121,549.8	113,145.3	234,695.1	8,404.5	(3.6)	1.3	(1.3)	(41.4)
JUL/JULY	140,062.7	125,457.7	265,520.4	14,605.0	6.5	0.6	3.6	115.2
OGOS/AUG	131,318.4	115,468.6	246,786.9	15,849.8	1.7	(5.9)	(2.0)	149.4
SEPT/SEPT	139,026.3	118,796.0	257,822.3	20,230.3	12.5	7.2	10.0	57.6
OKT/OCT	148,329.8	127,912.1	276,241.9	20,417.6	15.7	10.0	13.0	70.8
NOV/NOV	134,935.1	128,849.9	263,784.9	6,085.2	7.0	15.8	11.1	(59.0)
DIS/DEC	152,774.6	130,708.2	283,482.9	22,066.4	10.2	9.5	9.9	14.6

JADUAL 2 : EKSPORT, IMPORT, JUMLAH DAGANGAN DAN IMBANGAN DAGANGAN BAGI AGROMAKANAN DAN HASIL PERTANIAN TERPILIH
TABLE 2 : EXPORTS, IMPORTS, TOTAL TRADE AND BALANCE OF TRADE FOR AGROFOOD AND SELECTED AGRICULTURAL PRODUCTS

TEMPOH/ PERIOD	NILAI/VALUE (RM JUTA/ RM MILLION)				PERUBAHAN TAHUNAN/ ANNUAL CHANGE (%)			
	EKSPORT/ EXPORTS	IMPORT/ IMPORTS	JUMLAH DAGANGAN/ TOTAL TRADE	IMBANGAN DAGANGAN/ BALANCE OF TRADE	EKSPORT/ EXPORTS	IMPORT/ IMPORTS	JUMLAH DAGANGAN/ TOTAL TRADE	IMBANGAN DAGANGAN/ BALANCE OF TRADE
2018	114,451.2	93,313.5	207,764.7	21,137.8	(9.5)	(2.0)	(6.3)	(32.4)
2019	115,522.1	93,510.4	209,032.5	22,011.7	0.9	0.2	0.6	4.1
2020	118,706.2	98,291.9	216,998.1	20,414.3	2.8	5.1	3.8	(7.3)
2021	154,479.4	120,469.6	274,949.0	34,009.9	30.1	22.6	26.7	66.6
2022	188,613.9	145,272.0	333,885.9	43,341.8	22.1	20.6	21.4	27.4
2023	160,736.0	135,358.3	296,094.3	25,377.6	(14.8)	(6.8)	(11.3)	(41.4)
2024	179,272.5	154,450.1	333,722.6	24,822.4	11.5	14.1	12.7	(2.2)
2025	187,326.0	153,822.2	341,148.3	33,503.8	4.5	(0.4)	2.2	35.0
2022								
ST1/Q1	43,107.7	35,717.0	78,824.7	7,390.7	38.8	27.0	33.2	151.0
ST2/Q2	50,498.1	36,502.1	87,000.2	13,996.0	34.6	18.3	27.3	110.3
ST3/Q3	48,706.2	38,610.3	87,316.5	10,095.9	24.4	32.3	27.8	1.4
ST4/Q4	46,301.8	34,442.6	80,744.4	11,859.2	(1.0)	6.6	2.1	(17.9)
2023								
ST1/Q1	39,340.7	32,956.4	72,297.1	6,384.4	(8.7)	(7.7)	(8.3)	(13.6)
ST2/Q2	37,463.0	33,007.9	70,470.9	4,455.2	(25.8)	(9.6)	(19.0)	(68.2)
ST3/Q3	40,138.4	33,529.8	73,668.2	6,608.6	(17.6)	(13.2)	(15.6)	(34.5)
ST4/Q4	43,793.8	35,864.3	79,658.1	7,929.5	(5.4)	4.1	(1.3)	(33.1)
2024								
ST1/Q1	40,788.0	36,963.9	77,751.9	3,824.1	3.7	12.2	7.5	(40.1)
ST2/Q2	42,433.4	36,870.5	79,303.8	5,562.9	13.3	11.7	12.5	24.9
ST3/Q3	47,077.6	40,436.4	87,514.0	6,641.2	17.3	20.6	18.8	0.5
ST4/Q4	48,973.5	40,179.3	89,152.9	8,794.2	11.8	12.0	11.9	10.9
2025								
ST1/Q1	44,469.4	41,738.8	86,208.3	2,730.6	9.0	12.9	10.9	(28.6)
ST2/Q2	45,752.3	37,999.9	83,752.3	7,752.4	7.8	3.1	5.6	39.4
ST3/Q3	46,973.9	36,916.5	83,890.4	10,057.4	(0.2)	(8.7)	(4.1)	51.4
ST4/Q4	50,130.4	37,167.0	87,297.3	12,963.4	2.4	(7.5)	(2.1)	47.4
2023								
JAN/JAN	11,773.0	11,095.0	22,868.0	678.0	(16.9)	(12.1)	(14.7)	(56.1)
FEB/FEB	12,290.7	10,166.9	22,457.6	2,123.8	(2.2)	(5.8)	(3.8)	20.0
MAC/MAR	15,277.1	11,694.5	26,971.5	3,582.6	(6.7)	(4.9)	(5.9)	(12.1)
APR/APR	11,755.2	10,874.9	22,630.1	880.3	(28.5)	(8.7)	(20.2)	(80.5)
MEI/MAY	12,905.1	11,460.0	24,365.1	1,445.1	(17.5)	(6.3)	(12.6)	(57.7)
JUN/JUNE	12,802.8	10,673.0	23,475.8	2,129.8	(30.5)	(13.6)	(23.7)	(64.9)
JUL/JULY	12,934.7	11,207.7	24,142.4	1,727.1	(20.0)	(12.1)	(16.5)	(49.3)
OGOS/AUG	13,383.9	11,200.1	24,584.1	2,183.8	(17.0)	(17.8)	(17.4)	(13.0)
SEPT/SEPT	13,819.7	11,122.0	24,941.7	2,697.7	(15.8)	(9.1)	(12.9)	(35.5)
OKT/OCT	14,969.8	11,978.1	26,947.9	2,991.7	6.2	4.6	5.5	13.0
NOV/NOV	14,549.7	11,830.8	26,380.6	2,718.9	(4.1)	(0.4)	(2.4)	(17.3)
DIS/DEC	14,274.3	12,055.4	26,329.7	2,218.9	(16.3)	8.4	(6.5)	(62.6)
2024								
JAN/JAN	14,273.7	13,600.4	27,874.1	673.2	21.2	22.6	21.9	(0.7)
FEB/FEB	12,436.6	10,856.0	23,292.6	1,580.5	1.2	6.8	3.7	(25.6)
MAC/MAR	14,077.8	12,507.5	26,585.2	1,570.3	(7.9)	7.0	(1.4)	(56.2)
APR/APR	13,630.3	12,258.4	25,888.7	1,372.0	16.0	12.7	14.4	55.9
MEI/MAY	15,413.3	12,917.0	28,330.4	2,496.3	19.4	12.7	16.3	72.7
JUN/JUNE	13,389.7	11,695.0	25,084.8	1,694.7	4.6	9.6	6.9	(20.4)
JUL/JULY	16,561.2	13,718.4	30,279.5	2,842.8	28.0	22.4	25.4	64.6
OGOS/AUG	15,676.2	14,685.0	30,361.2	991.3	17.1	31.1	23.5	(54.6)
SEPT/SEPT	14,840.2	12,033.1	26,873.2	2,807.1	7.4	8.2	7.7	4.1
OKT/OCT	16,109.2	13,066.5	29,175.7	3,042.7	7.6	9.1	8.3	1.7
NOV/NOV	15,686.3	13,155.7	28,842.0	2,530.6	7.8	11.2	9.3	(6.9)
DIS/DEC	17,178.1	13,957.2	31,135.3	3,220.9	20.3	15.8	18.3	45.2
2025								
JAN/JAN	15,005.0	14,180.0	29,185.0	825.0	5.1	4.3	4.7	22.5
FEB/FEB	14,716.1	13,063.2	27,779.3	1,652.9	18.3	20.3	19.3	4.6
MAC/MAR	14,748.3	14,495.6	29,243.9	252.8	4.8	15.9	10.0	(83.9)
APR/APR	14,663.4	13,143.0	27,806.4	1,520.5	7.6	7.2	7.4	10.8
MEI/MAY	16,255.7	13,175.4	29,431.1	3,080.4	5.5	2.0	3.9	23.4
JUN/JUNE	14,833.2	11,681.6	26,514.8	3,151.5	10.8	(0.1)	5.7	86.0
JUL/JULY	15,880.2	12,550.0	28,430.2	3,330.2	(4.1)	(8.5)	(6.1)	17.1
OGOS/AUG	15,741.5	12,142.4	27,883.9	3,599.1	0.4	(17.3)	(8.2)	263.1
SEPT/SEPT	15,352.2	12,224.1	27,576.3	3,128.2	3.5	1.6	2.6	11.4
OKT/OCT	18,278.7	12,656.4	30,935.0	5,622.3	13.5	(3.1)	6.0	84.8
NOV/NOV	15,329.2	11,193.9	26,523.1	4,135.3	(2.3)	(14.9)	(8.0)	63.4
DIS/DEC	16,522.5	13,316.7	29,839.2	3,205.8	(3.8)	(4.6)	(4.2)	(0.5)

JADUAL 3 : EKSPORT, IMPORT, JUMLAH DAGANGAN DAN IMBANGAN DAGANGAN BAGI AGROMAKANAN
TABLE 3 : EXPORTS, IMPORTS, TOTAL TRADE AND BALANCE OF TRADE FOR AGROFOOD

TEMPOH/ PERIOD	NILAI/VALUE (RM JUTA/ RM MILLION)				PERUBAHAN TAHUNAN/ ANNUAL CHANGE (%)			
	EKSPORT/ EXPORTS	IMPORT/ IMPORTS	JUMLAH DAGANGAN/ TOTAL TRADE	IMBANGAN DAGANGAN/ BALANCE OF TRADE	EKSPORT/ EXPORTS	IMPORT/ IMPORTS	JUMLAH DAGANGAN/ TOTAL TRADE	IMBANGAN DAGANGAN/ BALANCE OF TRADE
2018	31,496.5	50,147.9	81,644.4	(18,651.4)	(0.8)	(2.2)	(1.7)	(4.4)
2019	34,010.4	51,419.7	85,430.1	(17,409.3)	8.0	2.5	4.6	(6.7)
2020	33,710.2	55,431.3	89,141.5	(21,721.2)	(0.9)	7.8	4.3	24.8
2021	38,621.8	63,587.7	102,209.4	(24,965.9)	14.6	14.7	14.7	14.9
2022	44,551.3	75,541.1	120,092.4	(30,989.7)	15.4	18.8	17.5	24.1
2023	46,373.9	78,694.8	125,068.7	(32,320.9)	4.1	4.2	4.1	4.3
2024	54,380.4	93,724.3	148,104.7	(39,343.9)	17.3	19.1	18.4	21.7
2025	58,803.6	92,722.2	151,525.9	(33,918.6)	8.1	(1.1)	2.3	(13.8)
2022								
ST1/Q1	10,131.4	17,849.6	27,980.9	(7,718.2)	10.9	23.5	18.6	45.3
ST2/Q2	10,946.6	18,685.6	29,632.2	(7,738.9)	21.9	15.4	17.7	7.3
ST3/Q3	11,567.9	19,585.9	31,153.8	(8,018.0)	20.3	23.2	22.1	27.7
ST4/Q4	11,905.4	19,420.0	31,325.4	(7,514.6)	9.3	13.9	12.1	21.9
2023								
ST1/Q1	10,631.5	18,978.1	29,609.6	(8,346.6)	4.9	6.3	5.8	8.1
ST2/Q2	10,980.7	19,238.0	30,218.7	(8,257.3)	0.3	3.0	2.0	6.7
ST3/Q3	11,905.3	19,260.1	31,165.4	(7,354.8)	2.9	(1.7)	0.0	(8.3)
ST4/Q4	12,856.3	21,218.6	34,075.0	(8,362.3)	8.0	9.3	8.8	11.3
2024								
ST1/Q1	12,309.2	22,636.1	34,945.3	(10,326.8)	15.8	19.3	18.0	23.7
ST2/Q2	12,659.1	22,055.4	34,714.6	(9,396.3)	15.3	14.6	14.9	13.8
ST3/Q3	14,581.0	25,148.9	39,729.9	(10,568.0)	22.5	30.6	27.5	43.7
ST4/Q4	14,831.1	23,883.8	38,714.9	(9,052.7)	15.4	12.6	13.6	8.3
2025								
ST1/Q1	14,076.6	25,784.5	39,861.1	(11,708.0)	14.4	13.9	14.1	13.4
ST2/Q2	14,663.3	22,823.4	37,486.7	(8,160.1)	15.8	3.5	8.0	(13.2)
ST3/Q3	14,814.6	21,541.9	36,356.5	(6,727.3)	1.6	(14.3)	(8.5)	(36.3)
ST4/Q4	15,249.2	22,572.4	37,821.6	(7,323.2)	2.8	(5.5)	(2.3)	(19.1)
2023								
JAN/JAN	3,074.2	6,161.7	9,236.0	(3,087.5)	(7.7)	(8.3)	(8.1)	(8.8)
FEB/FEB	3,530.5	5,726.5	9,257.0	(2,196.0)	15.6	16.6	16.3	18.3
MAC/MAR	4,026.8	7,089.8	11,116.6	(3,063.0)	7.5	13.9	11.5	23.7
APR/APR	3,245.6	6,403.9	9,649.5	(3,158.3)	(15.0)	9.0	(0.5)	53.3
MEI/MAY	3,888.9	6,670.9	10,559.8	(2,782.0)	17.8	3.0	8.0	(12.4)
JUN/JUNE	3,846.2	6,163.2	10,009.4	(2,317.0)	0.5	(2.7)	(1.5)	(7.5)
JUL/JULY	3,839.2	6,421.3	10,260.5	(2,582.1)	1.1	1.7	1.5	2.7
OGOS/AUG	3,980.2	6,240.8	10,221.0	(2,260.6)	0.2	(10.2)	(6.4)	(24.1)
SEPT/SEPT	4,085.9	6,598.0	10,683.9	(2,512.1)	7.6	4.3	5.6	(0.6)
OKT/OCT	4,292.0	7,176.7	11,468.8	(2,884.7)	11.8	8.1	9.5	3.1
NOV/NOV	4,441.3	6,945.1	11,386.4	(2,503.8)	10.3	6.7	8.0	0.8
DIS/DEC	4,123.0	7,096.8	11,219.8	(2,973.8)	2.1	13.2	8.8	33.2
2024								
JAN/JAN	4,038.7	8,574.5	12,613.2	(4,535.8)	31.4	39.2	36.6	46.9
FEB/FEB	3,890.8	6,279.9	10,170.8	(2,389.1)	10.2	9.7	9.9	8.8
MAC/MAR	4,379.7	7,781.7	12,161.4	(3,402.0)	8.8	9.8	9.4	11.1
APR/APR	3,814.7	7,427.5	11,242.1	(3,612.8)	17.5	16.0	16.5	14.4
MEI/MAY	4,557.6	7,662.2	12,219.8	(3,104.6)	17.2	14.9	15.7	11.6
JUN/JUNE	4,286.9	6,965.8	11,252.6	(2,678.9)	11.5	13.0	12.4	15.6
JUL/JULY	4,812.5	8,575.1	13,387.6	(3,762.6)	25.4	33.5	30.5	45.7
OGOS/AUG	5,155.1	9,172.7	14,327.8	(4,017.6)	29.5	47.0	40.2	77.7
SEPT/SEPT	4,613.4	7,401.1	12,014.5	(2,787.8)	12.9	12.2	12.5	11.0
OKT/OCT	5,164.9	8,013.5	13,178.4	(2,848.7)	20.3	11.7	14.9	(1.2)
NOV/NOV	4,631.0	7,826.8	12,457.8	(3,195.8)	4.3	12.7	9.4	27.6
DIS/DEC	5,035.2	8,043.5	13,078.7	(3,008.2)	22.1	13.3	16.6	1.2
2025								
JAN/JAN	4,356.3	8,599.7	12,956.0	(4,243.3)	7.9	0.3	2.7	(6.4)
FEB/FEB	4,602.1	8,354.2	12,956.3	(3,752.0)	18.3	33.0	27.4	57.1
MAC/MAR	5,118.1	8,830.7	13,948.8	(3,712.6)	16.9	13.5	14.7	9.1
APR/APR	4,812.0	7,943.0	12,755.0	(3,131.0)	26.1	6.9	13.5	(13.3)
MEI/MAY	5,181.1	7,959.0	13,140.1	(2,777.9)	13.7	3.9	7.5	(10.5)
JUN/JUNE	4,670.2	6,921.4	11,591.6	(2,251.2)	8.9	(0.6)	3.0	(16.0)
JUL/JULY	5,329.3	7,290.6	12,619.9	(1,961.2)	10.7	(15.0)	(5.7)	(47.9)
OGOS/AUG	4,946.2	7,109.3	12,055.5	(2,163.1)	(4.1)	(22.5)	(15.9)	(46.2)
SEPT/SEPT	4,539.1	7,142.0	11,681.1	(2,603.0)	(1.6)	(3.5)	(2.8)	(6.6)
OKT/OCT	5,183.3	7,419.8	12,603.1	(2,236.6)	0.4	(7.4)	(4.4)	(21.5)
NOV/NOV	4,952.0	6,838.5	11,790.5	(1,886.6)	6.9	(12.6)	(5.4)	(41.0)
DIS/DEC	5,113.9	8,314.0	13,427.9	(3,200.1)	1.6	3.4	2.7	6.4

JADUAL 4 : EKSPORT, IMPORT, JUMLAH DAGANGAN DAN IMBANGAN DAGANGAN BAGI KEPERLUAN PERTANIAN
TABLE 4 : EXPORTS, IMPORTS, TOTAL TRADE AND BALANCE OF TRADE FOR AGRICULTURAL INPUTS

TEMPOH/ PERIOD	NILAI/VALUE (RM JUTA/ RM MILLION)				PERUBAHAN TAHUNAN/ ANNUAL CHANGE (%)			
	EKSPORT/ EXPORTS	IMPORT/ IMPORTS	JUMLAH DAGANGAN/ TOTAL TRADE	IMBANGAN DAGANGAN/ BALANCE OF TRADE	EKSPORT/ EXPORTS	IMPORT/ IMPORTS	JUMLAH DAGANGAN/ TOTAL TRADE	IMBANGAN DAGANGAN/ BALANCE OF TRADE
2018	4,946.8	7,316.6	12,263.5	(2,369.8)	(0.6)	2.0	0.9	7.9
2019	4,816.6	6,142.6	10,959.2	(1,326.0)	(2.6)	(16.0)	(10.6)	(44.0)
2020	4,675.3	5,988.2	10,663.5	(1,312.9)	(2.9)	(2.5)	(2.7)	(1.0)
2021	6,319.6	8,496.3	14,815.9	(2,176.7)	35.2	41.9	38.9	65.8
2022	9,570.1	13,273.0	22,843.2	(3,702.9)	51.4	56.2	54.2	70.1
2023	6,416.9	10,809.1	17,226.0	(4,392.3)	(32.9)	(18.6)	(24.6)	18.6
2024	6,142.9	11,325.6	17,468.5	(5,182.7)	(4.3)	4.8	1.4	18.0
2025	6,189.0	11,526.5	17,715.4	(5,337.5)	0.7	1.8	1.4	3.0
2022								
ST1/Q1	2,397.3	3,254.6	5,651.9	(857.3)	101.1	86.8	92.6	55.8
ST2/Q2	2,093.4	3,046.1	5,139.6	(952.7)	39.8	50.3	45.8	80.2
ST3/Q3	2,440.2	3,960.6	6,400.8	(1,520.4)	62.2	111.8	89.7	316.0
ST4/Q4	2,639.2	3,011.7	5,650.9	(372.5)	24.2	5.4	13.4	(49.1)
2023								
ST1/Q1	2,025.6	2,658.8	4,684.4	(633.3)	(15.5)	(18.3)	(17.1)	(26.1)
ST2/Q2	1,236.7	2,759.7	3,996.3	(1,523.0)	(40.9)	(9.4)	(22.2)	59.9
ST3/Q3	1,476.2	2,559.9	4,036.1	(1,083.6)	(39.5)	(35.4)	(36.9)	(28.7)
ST4/Q4	1,678.4	2,830.8	4,509.1	(1,152.4)	(36.4)	(6.0)	(20.2)	209.4
2024								
ST1/Q1	1,644.5	2,631.0	4,275.5	(986.4)	(18.8)	(1.0)	(8.7)	55.8
ST2/Q2	1,246.2	2,928.3	4,174.5	(1,682.1)	0.8	6.1	4.5	10.5
ST3/Q3	1,646.5	2,849.3	4,495.7	(1,202.8)	11.5	11.3	11.4	11.0
ST4/Q4	1,605.7	2,917.1	4,522.8	(1,311.4)	(4.3)	3.0	0.3	13.8
2025								
ST1/Q1	1,720.0	2,584.8	4,304.8	(864.8)	4.6	(1.8)	0.7	(12.3)
ST2/Q2	1,507.3	2,987.8	4,495.0	(1,480.5)	20.9	2.0	7.7	(12.0)
ST3/Q3	1,201.6	3,205.3	4,406.9	(2,003.6)	(27.0)	12.5	(2.0)	66.6
ST4/Q4	1,760.1	2,748.7	4,508.7	(988.6)	9.6	(5.8)	(0.3)	(24.6)
2023								
JAN/JAN	781.0	1,012.6	1,793.6	(231.6)	(14.7)	(9.5)	(11.8)	14.4
FEB/FEB	620.8	812.5	1,433.3	(191.6)	(5.5)	(28.8)	(20.3)	(60.5)
MAC/MAR	623.8	833.8	1,457.5	(210.0)	(24.4)	(16.2)	(19.9)	23.6
APR/APR	361.6	961.9	1,323.5	(600.2)	(65.6)	2.1	(33.6)	(652.3)
MEI/MAY	423.0	994.9	1,417.9	(571.9)	(18.4)	(4.0)	(8.8)	10.3
JUN/JUNE	452.1	802.9	1,255.0	(350.8)	(13.8)	(24.8)	(21.2)	(35.4)
JUL/JULY	430.0	890.0	1,320.1	(460.0)	(35.6)	(35.6)	(35.6)	(35.7)
OGOS/AUG	547.2	893.7	1,440.9	(346.5)	(19.8)	(45.5)	(38.0)	(63.8)
SEPT/SEPT	499.0	776.2	1,275.2	(277.1)	(54.2)	(17.3)	(37.1)	(281.9)
OKT/OCT	567.0	944.3	1,511.3	(377.3)	(12.7)	(0.2)	(5.3)	27.2
NOV/NOV	549.2	976.8	1,526.0	(427.6)	(53.2)	(15.7)	(34.5)	(2,997.7)
DIS/DEC	562.1	909.7	1,471.8	(347.6)	(31.2)	0.3	(14.6)	283.1
2024								
JAN/JAN	650.2	918.2	1,568.4	(268.0)	(16.7)	(9.3)	(12.6)	15.7
FEB/FEB	474.4	826.9	1,301.3	(352.4)	(23.6)	1.8	(9.2)	83.9
MAC/MAR	519.9	885.9	1,405.8	(366.0)	(16.7)	6.3	(3.6)	74.3
APR/APR	376.7	1,091.3	1,468.0	(714.6)	4.2	13.5	10.9	19.0
MEI/MAY	518.0	883.3	1,401.3	(365.4)	22.5	(11.2)	(1.2)	(36.1)
JUN/JUNE	351.5	953.7	1,305.2	(602.2)	(22.2)	18.8	4.0	71.7
JUL/JULY	645.7	984.4	1,630.1	(338.7)	50.1	10.6	23.5	(26.4)
OGOS/AUG	510.1	981.4	1,491.5	(471.3)	(6.8)	9.8	3.5	36.0
SEPT/SEPT	490.7	883.4	1,374.2	(392.7)	(1.7)	13.8	7.8	41.7
OKT/OCT	549.9	1,034.7	1,584.6	(484.8)	(3.0)	9.6	4.8	28.5
NOV/NOV	546.9	880.1	1,427.0	(333.1)	(0.4)	(9.9)	(6.5)	(22.1)
DIS/DEC	508.9	1,002.3	1,511.2	(493.4)	(9.5)	10.2	2.7	42.0
2025								
JAN/JAN	629.5	880.9	1,510.4	(251.5)	(3.2)	(4.1)	(3.7)	(6.2)
FEB/FEB	576.9	657.2	1,234.1	(80.4)	21.6	(20.5)	(5.2)	(77.2)
MAC/MAR	513.7	1,046.6	1,560.3	(533.0)	(1.2)	18.1	11.0	45.6
APR/APR	408.4	1,058.4	1,466.8	(650.0)	8.4	(3.0)	(0.1)	(9.0)
MEI/MAY	587.1	970.4	1,557.5	(383.2)	13.4	9.9	11.1	4.9
JUN/JUNE	511.7	959.0	1,470.7	(447.2)	45.6	0.6	12.7	(25.7)
JUL/JULY	503.7	1,061.8	1,565.5	(558.2)	(22.0)	7.9	(4.0)	64.8
OGOS/AUG	292.2	1,141.3	1,433.4	(849.1)	(42.7)	16.3	(3.9)	80.1
SEPT/SEPT	405.8	1,002.2	1,407.9	(596.4)	(17.3)	13.4	2.5	51.9
OKT/OCT	495.8	1,013.5	1,509.3	(517.7)	(9.8)	(2.0)	(4.8)	6.8
NOV/NOV	659.8	834.4	1,494.3	(174.6)	20.6	(5.2)	4.7	(47.6)
DIS/DEC	604.4	900.7	1,505.2	(296.3)	18.8	(10.1)	(0.4)	(39.9)

JADUAL 5 : EKSPORT, IMPORT, JUMLAH DAGANGAN DAN IMBANGAN DAGANGAN BAGI KELUARAN PERTANIAN LAIN
TABLE 5 : EXPORTS, IMPORTS, TOTAL TRADE AND BALANCE OF TRADE FOR OTHER AGRICULTURAL PRODUCTS

TEMPOH/ PERIOD	NILAI/VALUE (RM JUTA/ RM MILLION)				PERUBAHAN TAHUNAN/ ANNUAL CHANGE (%)			
	EKSPORT/ EXPORTS	IMPORT/ IMPORTS	JUMLAH DAGANGAN/ TOTAL TRADE	IMBANGAN DAGANGAN/ BALANCE OF TRADE	EKSPORT/ EXPORTS	IMPORT/ IMPORTS	JUMLAH DAGANGAN/ TOTAL TRADE	IMBANGAN DAGANGAN/ BALANCE OF TRADE
2018	78,007.9	35,848.9	113,856.8	42,158.9	(13.1)	(2.5)	(10.0)	(20.4)
2019	76,695.1	35,948.1	112,643.2	40,747.0	(1.7)	0.3	(1.1)	(3.3)
2020	80,320.8	36,872.3	117,193.1	43,448.5	4.7	2.6	4.0	6.6
2021	109,538.1	48,385.6	157,923.6	61,152.5	36.4	31.2	34.8	40.7
2022	134,492.4	56,458.0	190,950.4	78,034.5	22.8	16.7	20.9	27.6
2023	107,945.2	45,854.4	153,799.6	62,090.8	(19.7)	(18.8)	(19.5)	(20.4)
2024	118,749.2	49,400.2	168,149.4	69,349.0	10.0	7.7	9.3	11.7
2025	122,333.5	49,573.6	171,907.1	72,759.9	3.0	0.4	2.2	4.9
2022								
ST1/Q1	30,579.0	14,612.8	45,191.9	15,966.2	47.5	22.6	38.4	81.3
ST2/Q2	37,458.1	14,770.4	52,228.5	22,687.7	38.6	16.9	31.6	57.6
ST3/Q3	34,698.2	15,063.8	49,762.0	19,634.4	23.8	32.0	26.2	18.2
ST4/Q4	31,757.1	12,010.9	43,768.1	19,746.2	(5.9)	(3.2)	(5.2)	(7.5)
2023								
ST1/Q1	26,683.7	11,319.4	38,003.1	15,364.2	(12.7)	(22.5)	(15.9)	(3.8)
ST2/Q2	25,245.6	11,010.2	36,255.8	14,235.4	(32.6)	(25.5)	(30.6)	(37.3)
ST3/Q3	26,756.8	11,709.8	38,466.7	15,047.0	(22.9)	(22.3)	(22.7)	(23.4)
ST4/Q4	29,259.1	11,815.0	41,074.0	17,444.1	(7.9)	(1.6)	(6.2)	(11.7)
2024								
ST1/Q1	26,834.2	11,696.9	38,531.1	15,137.4	0.6	3.3	1.4	(1.5)
ST2/Q2	28,528.0	11,886.7	40,414.7	16,641.4	13.0	8.0	11.5	16.9
ST3/Q3	30,850.1	12,438.2	43,288.3	18,411.9	15.3	6.2	12.5	22.4
ST4/Q4	32,536.8	13,378.5	45,915.3	19,158.3	11.2	13.2	11.8	9.8
2025								
ST1/Q1	28,672.9	13,369.6	42,042.5	15,303.3	6.9	14.3	9.1	1.1
ST2/Q2	29,581.8	12,188.8	41,770.6	17,393.0	3.7	2.5	3.4	4.5
ST3/Q3	30,957.7	12,169.3	43,127.0	18,788.4	0.3	(2.2)	(0.4)	2.0
ST4/Q4	33,121.1	11,846.0	44,967.1	21,275.1	1.8	(11.5)	(2.1)	11.0
2023								
JAN/JAN	7,917.8	3,920.7	11,838.4	3,997.1	(20.2)	(18.1)	(19.5)	(22.1)
FEB/FEB	8,139.4	3,627.9	11,767.3	4,511.5	(8.0)	(23.5)	(13.4)	9.7
MAC/MAR	10,626.5	3,770.8	14,397.3	6,855.6	(10.0)	(25.8)	(14.7)	2.0
APR/APR	8,147.9	3,509.1	11,657.1	4,638.8	(29.6)	(31.2)	(30.1)	(28.3)
MEI/MAY	8,593.2	3,794.2	12,387.4	4,798.9	(27.3)	(19.6)	(25.1)	(32.5)
JUN/JUNE	8,504.5	3,706.9	12,211.4	4,797.7	(39.5)	(25.2)	(35.8)	(47.3)
JUL/JULY	8,665.5	3,896.3	12,561.9	4,769.2	(25.9)	(23.0)	(25.0)	(28.1)
OGOS/AUG	8,856.5	4,065.6	12,922.2	4,790.9	(22.8)	(19.2)	(21.7)	(25.7)
SEPT/SEPT	9,234.8	3,747.8	12,982.6	5,487.0	(19.9)	(24.6)	(21.3)	(16.3)
OKT/OCT	10,110.7	3,857.1	13,967.8	6,253.6	5.3	(0.1)	3.7	8.9
NOV/NOV	9,559.2	3,908.9	13,468.1	5,650.3	(4.1)	(7.1)	(5.0)	(1.8)
DIS/DEC	9,589.2	4,048.9	13,638.1	5,540.3	(21.3)	2.7	(15.4)	(32.8)
2024								
JAN/JAN	9,584.7	4,107.7	13,692.5	5,477.0	21.1	4.8	15.7	37.0
FEB/FEB	8,071.3	3,749.2	11,820.5	4,322.0	(0.8)	3.3	0.5	(4.2)
MAC/MAR	9,178.2	3,839.9	13,018.1	5,338.3	(13.6)	1.8	(9.6)	(22.1)
APR/APR	9,439.0	3,739.6	13,178.6	5,699.4	15.8	6.6	13.1	22.9
MEI/MAY	10,337.7	4,371.5	14,709.2	5,966.2	20.3	15.2	18.7	24.3
JUN/JUNE	8,751.3	3,775.5	12,526.9	4,975.8	2.9	1.9	2.6	3.7
JUL/JULY	11,103.0	4,158.9	15,261.9	6,944.1	28.1	6.7	21.5	45.6
OGOS/AUG	10,011.1	4,530.8	14,541.9	5,480.2	13.0	11.4	12.5	14.4
SEPT/SEPT	9,736.1	3,748.5	13,484.5	5,987.6	5.4	0.0	3.9	9.1
OKT/OCT	10,394.4	4,018.3	14,412.7	6,376.2	2.8	4.2	3.2	2.0
NOV/NOV	10,508.4	4,448.8	14,957.2	6,059.6	9.9	13.8	11.1	7.2
DIS/DEC	11,634.0	4,911.4	16,545.4	6,722.6	21.3	21.3	21.3	21.3
2025								
JAN/JAN	10,019.3	4,699.4	14,718.7	5,319.8	4.5	14.4	7.5	(2.9)
FEB/FEB	9,537.1	4,051.9	13,589.0	5,485.2	18.2	8.1	15.0	26.9
MAC/MAR	9,116.6	4,618.2	13,734.8	4,498.3	(0.7)	20.3	5.5	(15.7)
APR/APR	9,443.1	4,141.6	13,584.7	5,301.5	0.0	10.7	3.1	(7.0)
MEI/MAY	10,487.5	4,246.0	14,733.5	6,241.5	1.4	(2.9)	0.2	4.6
JUN/JUNE	9,651.2	3,801.2	13,452.4	5,850.0	10.3	0.7	7.4	17.6
JUL/JULY	10,047.2	4,197.6	14,244.8	5,849.5	(9.5)	0.9	(6.7)	(15.8)
OGOS/AUG	10,503.1	3,891.8	14,394.9	6,611.3	4.9	(14.1)	(1.0)	20.6
SEPT/SEPT	10,407.4	4,079.9	14,487.2	6,327.5	6.9	8.8	7.4	5.7
OKT/OCT	12,599.6	4,223.0	16,822.6	8,376.6	21.2	5.1	16.7	31.4
NOV/NOV	9,717.4	3,520.9	13,238.3	6,196.4	(7.5)	(20.9)	(11.5)	2.3
DIS/DEC	10,804.1	4,102.0	14,906.1	6,702.1	(7.1)	(16.5)	(9.9)	(0.3)

JADUAL 6 : EKSPORT BAGI AGROMAKANAN DAN HASIL PERTANIAN TERPILIH MENGIKUT KATEGORI
TABLE 6 : EXPORTS FOR AGROFOOD AND SELECTED AGRICULTURAL PRODUCTS BY CATEGORY

KATEGORI CATEGORY	RM JUTA/MILLION					
	OKT/ OCT 2025	NOV/ NOV 2025	DIS/ DEC 2025	% DRP. JUMLAH EKSPORT % OF TOTAL EXPORTS	JAN-DIS/ JAN-DEC 2024	2025
JUMLAH AGROMAKANAN TOTAL OF AGROFOOD	5,183.3	4,952.0	5,113.9	31.0	54,380.4	58,803.6
TERNAKAN LIVESTOCK	312.2	302.8	323.0	2.0	3,933.8	3,726.9
BINATANG HIDUP ¹ LIVE ANIMALS ¹	92.2	83.3	91.7	0.6	1,093.9	1,047.6
DAGING DAN SEDIAAN DAGING MEAT AND MEAT PREPARATIONS	63.0	59.0	63.0	0.4	814.5	762.2
HASIL TENUSU DAIRY PRODUCTS	109.7	113.0	123.2	0.7	1,440.5	1,365.3
TELUR UNGGAS POULTRY EGGS	47.3	47.5	45.2	0.3	584.9	551.7
PERIKANAN FISHERIES	397.0	368.8	345.4	2.1	3,812.8	3,899.7
IKAN, KRUSTASEA, MOLUSKA DAN SEDIAAN ² FISH, CRUSTACEANS, MOLLUSCS AND PREPARATIONS ²	397.0	368.8	345.4	2.1	3,812.8	3,899.7
TANAMAN FOOD CROPS	2,874.1	2,754.9	2,829.9	17.1	29,975.3	33,788.6
BIJIRIN DAN SEDIAAN BIJIRIN CEREALS AND CEREAL PREPARATIONS	488.6	474.1	514.7	3.1	5,625.5	5,349.5
SAYUR-SAYURAN VEGETABLES	155.2	142.7	157.8	1.0	1,631.8	1,716.5
BUAH-BUAHAN FRUITS	183.6	240.8	398.6	2.4	2,338.2	2,387.0
GULA, SEDIAAN GULA DAN MADU SUGARS, SUGAR PREPARATIONS AND HONEY	177.4	161.7	144.0	0.9	1,586.4	1,966.1
KOPI, KOKO, TEH, REMPAH DAN KELUARAN COFFEE, COCOA, TEA, SPICES AND MANUFACTURES	1,869.2	1,735.7	1,614.8	9.8	18,793.4	22,369.4
LAIN-LAIN OTHERS	1,600.0	1,525.5	1,615.7	9.8	16,658.5	17,388.5
BAHAN MAKANAN UNTUK TERNAKAN FEEDING STUFF FOR ANIMALS	293.0	298.2	299.0	1.8	3,275.2	3,327.3
KELUARAN DAN SEDIAAN MAKANAN LAIN MISCELLANEOUS EDIBLE PRODUCTS AND PREPARATIONS	1,307.1	1,227.2	1,316.6	8.0	13,383.4	14,061.2
JUMLAH KEPERLUAN PERTANIAN TOTAL OF AGRICULTURAL INPUTS	495.8	659.8	604.4	3.7	6,142.9	6,189.0
BAJA FERTILIZERS	265.4	468.8	417.5	2.5	3,768.9	3,752.1
UBAT-UBATAN VETERINAR VETERINARY MEDICAMENTS	2.2	1.0	2.4	0.0	20.7	16.9

JADUAL 6 : EKSPORT BAGI AGROMAKANAN DAN HASIL PERTANIAN TERPILIH MENGIKUT KATEGORI
TABLE 6 : EXPORTS FOR AGROFOOD AND SELECTED AGRICULTURAL PRODUCTS BY CATEGORY

KATEGORI CATEGORY	RM JUTA/MILLION					
	OKT/ OCT 2025	NOV/ NOV 2025	DIS/ DEC 2025	% DRP. JUMLAH EKSPORT % OF TOTAL EXPORTS	JAN-DIS/ JAN-DEC 2024	2025
UBAT PEMBUNUH KUMAN, UBAT SERANGGA DSB. DISINFECTANTS, INSECTICIDES, FUNGICIDES, WEED KILLERS AND ANTI-SPROUTING PRODUCTS, ETC.	133.3	114.6	88.7	0.5	1,447.9	1,295.8
JENTERA PERTANIAN (TERMASUK TRAKTOR) DAN ALAT GANTI AGRICULTURAL MACHINERY (INCLUDING TRACTORS) AND PARTS	94.9	75.5	95.8	0.6	905.4	1,124.1
JUMLAH KELUARAN PERTANIAN LAIN TOTAL OF OTHER AGRICULTURAL PRODUCTS	12,599.6	9,717.4	10,804.1	65.4	118,749.2	122,333.5
BINATANG HIDUP (BUKAN BINATANG TERNAKAN) LIVE ANIMALS (NON LIVESTOCK)	0.5	0.4	0.4	0.0	10.2	8.4
IKAN HIASAN ORNAMENTAL FISH	4.6	4.5	4.5	0.0	66.2	55.4
RUMPAI LAUT SEAWEED	0.2	0.2	0.4	0.0	17.9	7.6
LAIN-LAIN PRODUK IKAN OTHER FISH PRODUCTS	3.0	6.6	12.1	0.1	120.2	89.2
MINUMAN DAN TEMBAKAU BEVERAGES AND TOBACCO	242.9	238.4	277.4	1.7	3,017.9	2,851.5
MINYAK KELAPA SAWIT PALM OIL	6,894.2	5,068.2	5,625.6	34.0	62,363.1	63,585.0
MINYAK ISIRUNG KELAPA SAWIT PALM KERNEL OIL	862.2	764.1	826.6	5.0	7,556.2	9,473.5
BUNGA-BUNGAAN FLORICULTURE	34.8	34.4	34.8	0.2	415.1	415.6
BAHAN TANAMAN UNTUK PEMBIAKAN SEEDS AND BUDS FOR SOWING	15.6	10.4	11.9	0.1	141.7	152.7
LEMAK HAIWAN DAN SAYURAN/LAIN-LAIN BIJI-BIJI MINYAK ANIMAL AND VEGETABLE FATS/OTHER OIL SEEDS	2,029.6	1,327.4	1,625.4	9.8	14,624.7	17,165.2
GETAH ASLI DAN SUSU GETAH NATURAL RUBBER AND NATURAL GUMS IN PRIMARY FORMS	417.8	285.6	249.8	1.5	4,503.3	4,084.1
KULIT DAN BULU BINATANG HIDES AND SKIN	7.4	10.1	9.3	0.1	86.3	102.2
GENTIAN ASLI NATURAL FIBRES	219.3	193.4	217.5	1.3	2,634.1	2,401.6
HASIL PERHUTANAN FORESTRY PRODUCTS	1,867.4	1,773.8	1,908.4	11.6	23,192.3	21,941.5
JUMLAH TOTAL	18,278.7	15,329.2	16,522.5	100.0	179,272.5	187,326.1

Nota/Notes:

¹ Binatang Ternakan/Livestock

² Tidak Termasuk Ikan Hiasan/Excluding Ornamental Fish

JADUAL 7 : IMPORT BAGI AGROMAKANAN DAN HASIL PERTANIAN TERPILIH MENGIKUT KATEGORI
TABLE 7 : IMPORTS FOR AGROFOOD AND SELECTED AGRICULTURAL PRODUCTS BY CATEGORY

KATEGORI CATEGORY	RM JUTA/MILLION					
	OKT/ OCT 2025	NOV/ NOV 2025	DIS/ DEC 2025	% DRP. JUMLAH IMPORT % OF TOTAL IMPORTS	JAN-DIS/ JAN-DEC 2024	2025
JUMLAH AGROMAKANAN TOTAL OF AGROFOOD	7,419.8	6,838.5	8,314.0	62.4	93,724.3	92,722.2
TERNAKAN LIVESTOCK	1,292.6	1,194.8	1,370.5	10.3	13,732.6	15,114.8
BINATANG HIDUP ¹ LIVE ANIMALS ¹	58.2	63.6	33.9	0.3	262.2	421.0
DAGING DAN SEDIAAN DAGING MEAT AND MEAT PREPARATIONS	693.2	659.5	747.7	5.6	7,672.9	8,420.0
HASIL TENUSU DAIRY PRODUCTS	539.3	470.2	584.9	4.4	5,755.2	6,241.9
TELUR UNGGAS POULTRY EGGS	1.9	1.5	3.9	0.0	42.3	31.9
PERIKANAN FISHERIES	611.6	599.1	654.6	4.9	6,017.4	6,333.0
IKAN, KRUSTASEA, MOLUSKA DAN SEDIAAN ² FISH, CRUSTACEANS, MOLLUSCS AND PREPARATIONS ²	611.6	599.1	654.6	4.9	6,017.4	6,333.0
TANAMAN FOOD CROPS	4,272.1	3,804.5	4,795.8	36.0	56,529.8	55,155.3
BIJIRIN DAN SEDIAAN BIJIRIN CEREALS AND CEREAL PREPARATIONS	839.3	1,028.3	1,232.5	9.3	12,877.3	11,706.2
SAYUR-SAYURAN VEGETABLES	613.1	565.5	655.8	4.9	8,219.7	7,034.4
BUAH-BUAHAN FRUITS	504.7	523.1	664.2	5.0	5,733.2	6,119.5
GULA, SEDIAAN GULA DAN MADU SUGARS, SUGAR PREPARATIONS AND HONEY	586.5	273.3	582.4	4.4	7,538.8	5,427.4
KOPI, KOKO, TEH, REMPAH DAN KELUARAN COFFEE, COCOA, TEA, SPICES AND MANUFACTURES	1,728.5	1,414.4	1,661.0	12.5	22,160.8	24,867.8
LAIN-LAIN OTHERS	1,243.5	1,240.1	1,493.1	11.2	17,444.4	16,119.2
BAHAN MAKANAN UNTUK TERNAKAN FEEDING STUFF FOR ANIMALS	416.6	453.5	471.7	3.5	8,332.8	6,529.8
KELUARAN DAN SEDIAAN MAKANAN LAIN MISCELLANEOUS EDIBLE PRODUCTS AND PREPARATIONS	826.9	786.6	1,021.4	7.7	9,111.6	9,589.4
JUMLAH KEPERLUAN PERTANIAN TOTAL OF AGRICULTURAL INPUTS	1,013.5	834.4	900.7	6.8	11,325.6	11,526.4
BAJA FERTILIZERS	493.4	397.0	355.3	2.7	5,546.3	5,880.5
UBAT-UBATAN VETERINAR VETERINARY MEDICAMENTS	186.4	131.1	179.6	1.3	1,551.2	1,786.3

JADUAL 7 : IMPORT BAGI AGROMAKANAN DAN HASIL PERTANIAN TERPILIH MENGIKUT KATEGORI
TABLE 7 : IMPORTS FOR AGROFOOD AND SELECTED AGRICULTURAL PRODUCTS BY CATEGORY

KATEGORI CATEGORY	RM JUTA/MILLION					
	OKT/ OCT 2025	NOV/ NOV 2025	DIS/ DEC 2025	% DRP. JUMLAH IMPORT % OF TOTAL IMPORTS	JAN-DIS/ JAN-DEC 2024	2025
UBAT PEMBUNUH KUMAN, UBAT SERANGGA DSB. DISINFECTANTS, INSECTICIDES, FUNGICIDES, WEED KILLERS AND ANTI-SPROUTING PRODUCTS, ETC.	128.1	107.0	111.4	0.8	1,411.7	1,399.8
JENTERA PERTANIAN (TERMASUK TRAKTOR) DAN ALAT GANTI AGRICULTURAL MACHINERY (INCLUDING TRACTORS) AND PARTS	205.6	199.4	254.4	1.9	2,816.4	2,459.8
JUMLAH KELUARAN PERTANIAN LAIN TOTAL OF OTHER AGRICULTURAL PRODUCTS	4,223.0	3,520.9	4,102.0	30.8	49,400.2	49,573.6
BINATANG HIDUP (BUKAN BINATANG TERNAKAN) LIVE ANIMALS (NON LIVESTOCK)	1.9	1.6	0.9	0.0	12.5	11.9
IKAN HIASAN ORNAMENTAL FISH	1.1	1.6	1.7	0.0	61.8	36.3
RUMPAI LAUT SEAWEED	6.4	5.3	6.7	0.1	108.8	92.9
LAIN-LAIN PRODUK IKAN OTHER FISH PRODUCTS	10.3	10.0	13.1	0.1	163.6	125.6
MINUMAN DAN TEMBAKAU BEVERAGES AND TOBACCO	344.6	301.0	322.5	2.4	3,726.5	3,365.6
MINYAK KELAPA SAWIT PALM OIL	191.8	75.7	192.3	1.4	1,118.7	1,723.3
MINYAK ISIRUNG KELAPA SAWIT PALM KERNEL OIL	180.7	97.7	120.4	0.9	881.3	3,417.8
BUNGA-BUNGAAN FLORICULTURE	5.7	5.6	6.4	0.0	94.0	86.8
BAHAN TANAMAN UNTUK PEMBIAKAN SEEDS AND BUDS FOR SOWING	13.8	14.3	15.7	0.1	169.8	169.4
LEMAK HAIWAN DAN SAYURAN/LAIN-LAIN BIJI-BIJI MINYAK ANIMAL AND VEGETABLE FATS/OTHER OIL SEEDS	1,290.9	963.3	1,201.7	9.0	14,012.2	13,421.6
GETAH ASLI DAN SUSU GETAH NATURAL RUBBER AND NATURAL GUMS IN PRIMARY FORMS	482.5	439.3	515.4	3.9	7,598.5	6,742.4
KULIT DAN BULU BINATANG HIDES AND SKIN	17.7	18.4	26.8	0.2	344.9	281.4
GENTIAN ASLI NATURAL FIBRES	107.4	90.1	136.1	1.0	1,756.2	1,697.9
HASIL PERHUTANAN FORESTRY PRODUCTS	1,568.3	1,496.8	1,542.4	11.6	19,351.6	18,400.8
JUMLAH TOTAL	12,656.4	11,193.9	13,316.7	100.0	154,450.1	153,822.2

Nota/Notes :

¹ Binatang Ternakan/Livestock

² Tidak Termasuk Ikan Hiasan/Excluding Ornamental Fish

JADUAL 8 : EKSPORT AGROMAKANAN MENGIKUT KOMODITI TERPILIH
TABLE 8 : EXPORTS OF AGROFOOD BY SELECTED COMMODITIES

RM JUTA/MILLION

KETERANGAN DESCRIPTION	OKT/ OCT 2025	NOV/ NOV 2025	DIS/ DEC 2025	% DRP. JUMLAH EKSPORT % OF TOTAL EXPORTS	2024	JAN-DIS/ JAN-DEC 2025
BINATANG HIDUP¹ LIVE ANIMALS¹	92.2	83.3	91.7	1.8	1,093.9	1,047.6
LEMBU/KERBAU CATTLE/BUFFALO	-	-	-	-	1.2	0.6
KAMBING/BEBIRI GOATS/SHEEP	-	-	-	-	-	-
BABI SWINE	15.7	17.2	16.6	0.3	197.5	162.8
AYAM/ITIK LIVE POULTRY	76.5	66.1	75.0	1.5	895.2	884.1
AYAM TURKI TURKEY	-	-	-	-	-	-
DAGING DAN SEDIAAN DAGING MEAT AND MEAT PREPARATIONS	63.0	59.0	63.0	1.2	814.5	762.2
LEMBU/KERBAU BEEF	14.6	11.0	17.5	0.3	183.2	171.2
KAMBING/BEBIRI MUTTON	0.1	0.2	0.1	0.0	1.3	2.0
BABI PORK	1.6	2.1	2.1	0.0	24.5	23.2
AYAM/ITIK POULTRY MEAT	39.9	41.5	36.7	0.7	560.1	507.0
DAGING AYAM TURKI TURKEY MEATS	0.0	0.0	0.0	0.0	0.1	0.1
LAIN - LAIN OTHERS	6.9	4.3	6.7	0.1	45.5	58.6
HASIL TENUSU DAIRY PRODUCTS	109.7	113.0	123.2	2.4	1,440.5	1,365.3
SUSU SEGAR FRESH MILK	14.9	10.6	10.5	0.2	90.1	96.9
LAIN-LAIN SUSU, KRIM DAN PRODUK SUSU OTHER MILK, CREAM AND MILK PRODUCTS	77.9	92.5	95.2	1.9	1,191.5	1,093.5
MENTEGA/LAIN-LAIN MINYAK DAN LEMAK DARI TENUSU BUTTER/OTHER FATS AND OILS DERIVED FROM MILK	8.0	5.6	12.2	0.2	101.5	113.4
KEJU DAN DADIH CHEESE AND CURD	8.9	4.4	5.3	0.1	57.4	61.5
TELUR UNGGAS POULTRY EGGS	47.3	47.5	45.2	0.9	584.9	551.7
TELUR UNGGAS POULTRY EGGS	47.3	47.5	45.2	0.9	584.9	551.7
IKAN, KRUSTASEA, MOLUSKA DAN SEDIAAN² FISH, CRUSTACEANS, MOLLUSCS AND PREPARATION²	397.0	368.8	345.4	6.8	3,812.8	3,899.7
IKAN HIDUP FISH: ALIVE	2.2	1.9	1.9	0.0	24.8	23.5

JADUAL 8 : EKSPORT AGROMAKANAN MENGIKUT KOMODITI TERPILIH
TABLE 8 : EXPORTS OF AGROFOOD BY SELECTED COMMODITIES

RM JUTA/MILLION

KETERANGAN DESCRIPTION	OKT/ OCT 2025	NOV/ NOV 2025	DIS/ DEC 2025	% DRP. JUMLAH EKSPORT % OF TOTAL EXPORTS	2024	JAN-DIS/ JAN-DEC 2025
IKAN SEGAR, DISEJUKKAN DAN DIBEKUKAN FISH; FRESH, CHILLED AND FROZEN	87.7	71.2	64.7	1.3	783.5	905.5
IKAN KERING, ASIN DAN ASAP FISH; DRIED, SALTED OR IN BRINE, SMOKED	4.6	4.4	3.8	0.1	45.1	44.7
KRUSTASEA DAN MOLUSKA CRUSTACEANS AND MOLLUSCS	171.3	194.6	184.6	3.6	1,653.9	1,764.8
SEDAIAN IKAN, KRUSTASEA DAN MOLUSKA FISH, CRUSTACEANS AND MOLLUSCS; PREPARED	105.8	81.9	77.7	1.5	1,006.0	976.1
LAIN-LAIN PRODUK IKAN, KRUSTASIA DAN MOLUSKA OTHER FISH, CRUSTACEANS AND MOLLUSCS PRODUCTS	25.3	14.8	12.7	0.2	299.5	185.1
BIJIRIN DAN SEDIAAN BIJIRIN CEREALS AND CEREAL PREPARATIONS	488.6	474.1	514.7	10.1	5,625.5	5,349.5
BERAS RICE	23.2	22.9	21.3	0.4	276.2	278.7
TEPUNG BERAS RICE FLOUR	0.0	0.0	0.0	0.0	0.3	0.3
GANDUM DAN MESLIN WHEAT (INCLUDING SPELT) AND MESLIN	0.0	0.0	0.0	0.0	3.7	1.4
TEPUNG GANDUM DAN TEPUNG MESLIN WHEAT FLOUR AND MESLIN FLOUR	11.8	11.2	12.7	0.2	150.0	139.4
MALT MALT	1.2	1.1	1.0	0.0	23.8	19.9
BISKUT BISCUITS	46.0	36.7	56.0	1.1	362.3	425.7
KELUARAN ROTI BAKERS' WARES	127.0	130.7	132.0	2.6	1,706.7	1,515.1
BIJIRIN BERSALUT KOKO CEREAL COATED WITH CHOCOLATE	14.8	15.3	16.7	0.3	208.4	185.2
BIJIRIN JAGUNG GULUNG ATAU SERPIHAN ROLL OR FLAKE GRAINS OF MAIZE	0.4	0.7	0.3	0.0	18.3	12.8
LAIN-LAIN BIJIRIN JAGUNG OTHER WORKED GRAINS OF MAIZE	0.9	0.9	0.6	0.0	13.6	5.9
LAIN - LAIN OTHERS	263.2	254.5	274.1	5.4	2,862.2	2,765.1
SAYUR - SAYURAN VEGETABLES	155.2	142.7	157.8	3.1	1,631.8	1,716.5
SAYUR-SAYURAN TROPIKA TROPICAL VEGETABLES	54.8	50.5	58.1	4.3	682.0	660.3
BAYAM SPINACH	2.0	2.6	2.6	0.1	23.8	28.1
CENDAWAN MUSHROOMS	7.8	7.5	9.1	0.2	79.9	99.2
CILI CHILLIES	2.3	2.7	3.6	0.1	37.5	40.3

JADUAL 8 : EKSPORT AGROMAKANAN MENGIKUT KOMODITI TERPILIH
TABLE 8 : EXPORTS OF AGROFOOD BY SELECTED COMMODITIES

RM JUTA/MILLION

KETERANGAN DESCRIPTION	OKT/ OCT 2025	NOV/ NOV 2025	DIS/ DEC 2025	% DRP. JUMLAH EKSPORT % OF TOTAL EXPORTS	JAN-DIS/ JAN-DEC 2024	2025
	HALIA GINGER	0.9	0.9	1.2	0.0	12.1
JAGUNG MANIS SWEET CORN	5.7	4.4	4.7	0.1	49.5	57.0
KACANG BENDI LADY'S FINGERS	0.5	0.7	0.7	0.0	10.4	10.6
KACANG BUNCIS FRENCH BEANS	1.3	1.3	1.1	0.0	20.0	17.9
KACANG PANJANG LONG BEANS	1.0	0.9	1.0	0.0	17.8	16.3
KOBIS CABBAGES	1.5	1.2	1.7	0.0	12.5	14.1
SALAD LETTUCE	10.0	8.6	8.9	0.2	95.6	99.6
SAWI BRASSICA	0.3	0.3	0.4	0.0	3.0	3.1
SAYURAN CAMPURAN MIXTURES OF VEGETABLES	3.9	3.2	5.2	0.1	100.3	57.6
TERUNG AUBERGINES (EGG-PLANTS)	1.7	2.3	2.3	0.0	29.9	25.8
TIMUN CUCUMBER	5.0	3.8	4.2	0.1	51.6	49.6
TOMATO TOMATOES	10.1	9.7	10.7	0.2	133.2	122.9
UBI KAYU CASSAVA	0.2	0.1	0.1	0.0	1.7	2.1
UBI KELEDEK SWEET POTATO	0.5	0.3	0.6	0.0	3.3	4.6
SAYUR-SAYURAN TEMPERATE TEMPERATE VEGETABLES	100.5	92.2	99.6	1.9	949.8	1,056.2
BAWANG ONIONS AND SHALLOTS	12.4	13.4	13.9	0.3	85.6	119.2
BAWANG PUTIH GARLIC	25.8	25.4	27.6	0.5	218.6	237.4
BUNGA KOBIS/BROKOLI CAULIFLOWERS/HEADED BROCCOLI	1.8	0.9	1.1	0.0	14.8	14.7
KEKACANG SHELLED BEANS	8.4	5.8	3.8	0.1	61.6	63.2
LOBAK MERAH CARROTS AND TURNIPS	2.0	1.8	2.0	0.0	15.4	21.6
UBI KENTANG POTATOES	23.3	18.8	23.2	0.5	147.6	232.9
LAIN - LAIN OTHERS	26.7	26.2	28.1	0.5	406.2	367.1

JADUAL 8 : EKSPORT AGROMAKANAN MENGIKUT KOMODITI TERPILIH
TABLE 8 : EXPORTS OF AGROFOOD BY SELECTED COMMODITIES

RM JUTA/MILLION

KETERANGAN DESCRIPTION	OKT/ OCT 2025	NOV/ NOV 2025	DIS/ DEC 2025	% DRP. JUMLAH EKSPORT % OF TOTAL EXPORTS	2024	JAN-DIS/ JAN-DEC 2025
BUAH-BUAHAN FRUITS	183.6	240.8	398.6	7.8	2,338.2	2,387.0
BUAH-BUAHAN TROPIKA TROPICAL FRUITS	161.9	209.3	369.7	7.2	2,144.8	2,159.2
PISANG BANANAS	2.5	2.6	2.5	0.0	33.7	32.4
NANAS PINEAPPLES	1.7	1.7	1.9	0.0	26.6	25.0
KELAPA COCONUT	8.0	5.5	7.1	0.1	75.4	93.5
TEMBIKAI WATERMELONS AND MELONS	8.5	6.9	6.7	0.1	89.5	82.8
BETIK PAPAYAS	1.9	1.8	1.5	0.0	23.9	23.0
JAMBU BATU GUAVAS	1.1	1.0	1.1	0.0	11.8	12.6
MANGGA MANGOES	1.8	1.6	1.3	0.0	40.7	33.2
MANGGIS MANGOSTEENS	0.0	3.4	7.1	0.1	9.1	35.2
RAMBUTAN RAMBUTAN	0.0	0.5	0.6	0.0	3.1	2.7
DURIAN DURIAN	30.6	49.2	72.0	1.4	182.9	279.5
BELIMBING STAR FRUITS	1.3	2.4	4.3	0.1	22.4	21.0
NANGKA DAN CEMPEDAK JACK FRUIT	2.0	1.9	2.2	0.0	22.1	22.6
LANGSAT LANGSAT	0.1	0.0	0.0	0.0	0.3	0.2
MATA KUCING (TERMASUK LONGAN) MATA KUCING (INCLUDING LONGAN)	0.1	0.1	0.1	0.0	0.9	1.1
CIKU CIKUS	0.0	0.1	0.1	0.0	0.6	0.7
AVOCADO AVOCADOS	0.6	0.5	0.5	0.0	2.5	4.3
NAGA/PITAYA DRAGON FRUIT	1.4	1.0	1.1	0.0	15.0	14.8
ASAM JAWA TAMARIND	0.1	0.1	0.3	0.0	3.1	2.9
BUAH-BUAHAN DIAWET DAN SEDIAAN FRUIT PRESERVED AND PREPARATIONS	88.5	119.2	251.6	4.9	1,454.2	1,342.4
JUS BUAH-BUAHAN DAN SAYUR-SAYURAN FRUIT AND VEGETABLE JUICES	11.1	9.6	7.5	0.1	123.3	125.7

JADUAL 8 : EKSPORT AGROMAKANAN MENGIKUT KOMODITI TERPILIH
TABLE 8 : EXPORTS OF AGROFOOD BY SELECTED COMMODITIES

RM JUTA/MILLION

KETERANGAN DESCRIPTION	OKT/ OCT 2025	NOV/ NOV 2025	DIS/ DEC 2025	% DRP. JUMLAH EKSPORT % OF TOTAL EXPORTS	2024	JAN-DIS/ JAN-DEC 2025
BUAH-BUAHAN TROPIKA LAIN OTHER TROPICAL FRUITS	0.4	0.4	0.3	0.0	3.6	3.6
BUAH-BUAHAN TEMPERATE TEMPERATE FRUITS	21.8	31.4	28.9	0.6	193.4	227.8
EPAL APPLES	2.8	2.6	2.2	0.0	18.4	25.0
OREN ORANGES	1.7	1.1	1.2	0.0	10.5	12.8
LIMAU MANDARIN MANDARINS (INCLUDING TANGERINES AND SATSUMAS)	0.9	0.7	0.8	0.0	15.0	12.9
PIR PEARS AND QUINCES	1.0	1.0	0.8	0.0	5.2	7.3
ANGGUR GRAPES	2.3	2.6	2.5	0.0	15.0	18.6
KURMA DATES	0.3	0.2	0.8	0.0	15.4	12.2
KACANG NUTS	4.6	16.1	14.0	0.3	53.9	74.8
LAIN - LAIN OTHERS	8.1	7.1	6.6	0.1	60.0	64.1
GULA, SEDIAAN GULA DAN MADU SUGARS, SUGAR PREPARATIONS AND HONEY	177.4	161.7	144.0	2.8	1,586.4	1,966.1
GULA TEBU DAN GULA UBI CANE OR BEET SUGAR	40.1	47.5	31.8	0.6	711.6	427.0
MADU NATURAL HONEY	0.6	0.7	0.5	0.0	8.6	7.7
LAKTOS LACTOSE	-	0.0	0.0	0.0	0.3	0.1
MOLASS MOLASSES	0.7	0.7	0.5	0.0	16.5	14.6
GLUKOSI/FRUKTOSI/MALTOS GLUCOSE/FRUCTOSE/MALTOSE	4.7	1.0	0.4	0.0	14.2	268.8
SEDIAAN GULA SUGAR CONFECTIONERY	0.8	0.6	1.1	0.0	23.4	11.9
LAIN - LAIN OTHERS	130.6	111.2	109.8	2.1	811.7	1,236.0
KOPI, KOKO, TEH, REMPAH DAN KELUARAN COFFEE, COCOA, TEA, SPICES AND MANUFACTURES	1,869.2	1,735.7	1,614.8	31.6	18,793.4	22,369.4
KOPI DAN PENGGANTINYA COFFEE AND COFFEE SUBSTITUTES	314.4	330.3	309.1	6.0	3,088.5	3,475.4
TEH TEA	8.5	8.5	9.5	0.2	153.7	122.8
KOKO COCOA	1,303.9	1,192.0	1,094.4	21.4	13,025.9	16,378.1

JADUAL 8 : EKSPORT AGROMAKANAN MENGIKUT KOMODITI TERPILIH
TABLE 8 : EXPORTS OF AGROFOOD BY SELECTED COMMODITIES

RM JUTA/MILLION

KETERANGAN DESCRIPTION	OCT/ OCT 2025	NOV/ NOV 2025	DIS/ DEC 2025	% DRP. JUMLAH EKSPORT % OF TOTAL EXPORTS	JAN-DIS/ JAN-DEC 2024	2025
	COKLAT DAN SEDIAAN KOKO CHOCOLATE AND PREPARATIONS CONTAINING COCOA	207.0	174.9	165.7	3.2	2,035.6
KETUMBAR SEEDS OF CORIANDER	0.5	0.2	0.4	0.0	5.3	5.5
JINTAN SEEDS OF CUMIN	0.2	0.2	0.2	0.0	5.0	3.8
LADA (HITAM, PUTIH DAN HIJAU) PEPPER (BLACK, WHITE AND GREEN)	14.5	12.1	16.1	0.3	186.9	179.8
CILI KERING FRUITS OF THE GENUS CAPSICUM OR GENUS PIMENTA; DRIED	1.4	1.9	3.6	0.1	39.1	21.5
KUNYIT TURMERIC	0.5	0.4	0.4	0.0	4.6	5.3
LAIN - LAIN OTHERS	18.1	15.2	15.5	0.3	248.8	221.9
BAHAN MAKANAN UNTUK TERNAKAN FEEDING STUFF FOR ANIMALS	293.0	298.2	299.0	5.8	3,275.2	3,327.3
JAGUNG (TIDAK TERMASUK JAGUNG MANIS) MAIZE (NOT INCLUDING SWEET CORN)	0.3	0.4	0.6	0.0	4.7	5.1
HAMPAS KACANG SOYA OIL-CAKE AND OTHER SOLID RESIDUES FROM EXTRACTION OF SOYABEAN OIL	14.1	15.5	15.5	0.3	170.6	168.1
HAMPAS GANDUM BRAN AND POLLARD OF WHEAT	1.3	1.2	1.7	0.0	16.0	13.7
HAMPAS KACANG TANAH OIL-CAKE AND OTHER SOLID RESIDUES FROM EXTRACTION OF GROUND-NUTS OIL	-	-	-	-	-	-
HAMPAS RAPESEED OIL-CAKE AND OTHER SOLID RESIDUES OF RAPESEED	0.3	1.2	0.8	0.0	0.4	6.4
HAMPAS KELAPA DAN KOPRA OIL-CAKE AND OTHER SOLID RESIDUES OF COCONUT OR COPRA	0.0	0.4	0.2	0.0	0.3	1.3
HAMPAS BERAS BRAN AND RESIDUES OF RICE	-	-	-	-	-	-
HAMPAS DAGING MEAT OFFAL; GREAVES	1.1	0.8	2.4	0.0	30.7	23.7
HAMPAS KANJI RESIDUES OF STARCH MANUFACTURE AND SIMILAR RESIDUES	-	-	-	-	-	-
HAMPAS ISIRUNG KELAPA SAWIT PALM KERNEL CAKE	129.6	137.1	131.8	2.6	1,439.5	1,313.2
MAKANAN SEDIAAN LAIN (TERNAKAN) OTHER PREPARED FOODS (LIVESTOCK)	139.4	4.9	140.1	2.7	1,540.7	1,724.3
MAKANAN SEDIAAN LAIN (BUKAN TERNAKAN) OTHER PREPARED FOODS (NON-LIVESTOCK)	6.8	136.8	5.9	0.1	72.3	71.6
KELUARAN DAN SEDIAAN MAKANAN LAIN MISCELLANEOUS EDIBLE PRODUCTS AND PREPARATIONS	1,307.1	1,227.2	1,316.6	25.7	13,383.4	14,061.2
MARJERIN DAN LELEMAK MARGARINE AND SHORTENING	336.6	309.9	325.0	6.4	2,656.4	3,233.3

JADUAL 8 : EKSPORT AGROMAKANAN MENGIKUT KOMODITI TERPILIH
TABLE 8 : EXPORTS OF AGROFOOD BY SELECTED COMMODITIES

RM JUTA/MILLION

KETERANGAN DESCRIPTION	OKT/ OCT 2025	NOV/ NOV 2025	DIS/ DEC 2025	% DRP. JUMLAH EKSPORT % OF TOTAL EXPORTS	2024	JAN-DIS/ JAN-DEC 2025
RUMUSAN SUSU BAYI PREPARATIONS FOR INFANTS' FEEDING	-	-	-	-	-	-
MAKANAN BAYI INFANTS' FOOD	17.1	17.1	13.6	0.3	235.1	202.1
SOS SAUCES	86.6	83.6	92.9	1.8	1,033.2	999.0
SUP SOUP	6.6	10.8	13.4	0.3	91.0	86.2
MI/MIHUN/PASTA NOODLES/VERMICELLI/PASTA	4.3	2.8	3.6	0.1	29.5	34.4
MAKANAN TAMBAHAN FOOD SUPPLEMENTS	43.4	35.2	38.8	0.8	446.8	461.4
YIS YEASTS	2.6	1.2	2.0	0.0	27.7	22.7
SUSU ISIAN FILLED MILK	308.9	246.1	271.8	5.3	2,354.2	3,091.8
SARANG BURUNG BIRDS' NESTS	71.7	79.1	93.3	1.8	977.4	811.4
LAIN - LAIN OTHERS	429.3	441.4	462.2	9.0	5,531.9	5,118.9
JUMLAH TOTAL	5,183.3	4,952.0	5,113.9	100.0	54,380.4	58,803.6

Nota/Notes :

¹ Binatang Ternakan/Livestock

² Tidak Termasuk Ikan Hiasan/Excluding Ornamental Fish

JADUAL 9 : IMPORT AGROMAKANAN MENGIKUT KOMODITI TERPILIH
TABLE 9 : IMPORTS OF AGROFOOD BY SELECTED COMMODITIES

RM JUTA/MILLION

KETERANGAN DESCRIPTION	OCT/ OCT 2025	NOV/ NOV 2025	DIS/ DEC 2025	% DRP. JUMLAH IMPORT % OF TOTAL IMPORTS	JAN-DIS/ JAN-DEC 2024	JAN-DIS/ JAN-DEC 2025
BINATANG HIDUP¹ LIVE ANIMALS¹	58.2	63.6	33.9	0.4	262.2	421.0
LEMBU/KERBAU CATTLE/BUFFALO	39.7	51.0	19.0	0.2	108.6	258.3
KAMBING/BEBIRI GOATS/SHEEP	6.8	3.8	6.1	0.1	21.8	48.9
BABI SWINE	-	0.7	-	-	20.1	3.4
AYAM/ITIK LIVE POULTRY	11.8	8.1	8.8	0.1	111.8	110.4
AYAM TURKI TURKEY	-	-	-	-	-	-
ANGSA GOOSE	-	-	-	-	-	-
DAGING DAN SEDIAAN DAGING MEAT AND MEAT PREPARATIONS	693.2	659.5	747.7	9.0	7,672.9	8,420.0
LEMBU/KERBAU BEEF	346.3	332.5	352.4	4.2	3,665.2	3,902.0
KAMBING/BEBIRI MUTTON	77.0	88.5	138.6	1.7	955.2	1,165.6
BABI PORK	81.3	78.4	81.2	1.0	1,029.9	1,148.3
AYAM/ITIK POULTRY MEAT	187.3	155.2	169.1	2.0	1,998.9	2,171.6
DAGING AYAM TURKI TURKEY MEATS	-	0.2	0.2	0.0	0.0	0.4
LAIN - LAIN OTHERS	1.2	4.8	6.2	0.1	23.7	32.1
HASIL TENUSU DAIRY PRODUCTS	539.3	470.2	584.9	7.0	5,755.2	6,241.9
SUSU SEGAR FRESH MILK	15.8	27.6	19.6	0.2	226.8	199.1
LAIN-LAIN SUSU, KRIM DAN PRODUK SUSU OTHER MILK, CREAM AND MILK PRODUCTS	335.4	299.1	377.7	4.5	4,010.2	4,197.2
MENTEGA/LAIN-LAIN MINYAK DAN LEMAK DARI TENUSU BUTTER/OTHER FATS AND OILS DERIVED FROM MILK	105.9	70.6	100.9	1.2	660.6	910.0
KEJU DAN DADIH CHEESE AND CURD	82.2	73.0	86.8	1.0	857.6	935.5
TELUR UNGGAS POULTRY EGGS	1.9	1.5	3.9	0.0	42.3	31.9
TELUR UNGGAS POULTRY EGGS	1.9	1.5	3.9	21.0	42.3	31.9
IKAN, KRUSTASEA, MOLUSKA DAN SEDIAAN² FISH, CRUSTACEANS, MOLLUSCS AND PREPARATION²	611.6	599.1	654.6	7.9	6,017.4	6,333.0
IKAN HIDUP FISH; ALIVE	3.2	2.9	3.5	0.0	13.6	27.9

JADUAL 9 : IMPORT AGROMAKANAN MENGIKUT KOMODITI TERPILIH
TABLE 9 : IMPORTS OF AGROFOOD BY SELECTED COMMODITIES

RM JUTA/MILLION

KETERANGAN DESCRIPTION	OKT/ OCT	NOV/ NOV	DIS/ DEC	% DRP. JUMLAH IMPORT % OF TOTAL IMPORTS	JAN-DIS/ JAN-DEC	
	2025	2025	2025		2024	2025
IKAN SEGAR, DISEJUKKAN DAN DIBEKUKAN FISH; FRESH, CHILLED AND FROZEN	303.0	282.8	311.3	3.7	2,926.8	3,008.7
IKAN KERING, ASIN DAN ASAP FISH; DRIED, SALTED OR IN BRINE, SMOKED	13.9	15.7	19.3	0.2	185.6	186.4
KRUSTASEA DAN MOLUSKA CRUSTACEANS AND MOLLUSCS	211.9	214.2	233.9	2.8	1,823.3	2,193.3
SEDIAN IKAN, KRUSTASEA DAN MOLUSKA FISH, CRUSTACEANS AND MOLLUSCS; PREPARED	70.6	77.3	81.9	1.0	846.6	778.3
LAIN-LAIN PRODUK IKAN, KRUSTASIA DAN MOLUSKA OTHER FISH, CRUSTACEANS AND MOLLUSCS PRODUCTS	8.8	6.2	4.7	0.1	221.5	138.4
BIJIRIN DAN SEDIAAN BIJIRIN CEREALS AND CEREAL PREPARATIONS	839.3	1,028.3	1,232.5	14.8	12,877.3	11,706.2
BERAS RICE	268.7	234.7	264.0	3.2	5,021.0	3,323.0
TEPUNG BERAS RICE FLOUR	4.8	3.1	4.3	0.1	38.2	41.6
GANDUM DAN MESLIN WHEAT (INCLUDING SPELT) AND MESLIN	132.6	206.0	263.2	3.2	2,430.2	2,365.0
TEPUNG GANDUM DAN TEPUNG MESLIN WHEAT FLOUR AND MESLIN FLOUR	13.2	11.9	11.2	0.1	254.4	193.7
MALT MALT	14.2	13.0	14.7	0.2	199.7	164.5
BISKUT BISCUITS	35.1	26.7	35.3	0.4	340.4	342.5
KELUARAN ROTI BAKERS' WARES	38.5	36.7	39.2	0.5	322.4	347.9
BIJIRIN BERSALUT KOKO CEREAL COATED WITH CHOCOLATE	7.4	11.6	13.1	0.2	97.3	107.6
BIJIRIN JAGUNG GULUNG ATAU SERPIHAN ROLL OR FLAKE GRAINS OF MAIZE	217.4	370.6	475.6	5.7	2,851.9	3,500.0
LAIN-LAIN BIJIRIN JAGUNG OTHER WORKED GRAINS OF MAIZE	0.1	0.3	0.1	0.0	5.7	1.5
LAIN - LAIN OTHERS	107.3	113.8	112.0	1.3	1,316.1	1,319.1
SAYUR - SAYURAN VEGETABLES	613.1	565.5	655.8	47.6	8,219.7	7,034.4
SAYUR-SAYURAN TROPIKA TROPICAL VEGETABLES	148.9	142.2	180.5	2.2	1,756.7	1,720.8
BAYAM SPINACH	1.5	1.4	1.7	0.0	16.8	16.8
CENDAWAN MUSHROOMS	27.4	27.2	34.3	0.4	330.9	329.3
CILI CHILLIES	35.8	34.9	46.0	0.6	296.1	388.2

JADUAL 9 : IMPORT AGROMAKANAN MENGIKUT KOMODITI TERPILIH
TABLE 9 : IMPORTS OF AGROFOOD BY SELECTED COMMODITIES

RM JUTA/MILLION

KETERANGAN DESCRIPTION	OKT/ OCT 2025	NOV/ NOV 2025	DIS/ DEC 2025	% DRP. JUMLAH IMPORT % OF TOTAL IMPORTS	JAN-DIS/ JAN-DEC 2024	2025
HALIA GINGER	16.8	16.1	19.1	0.2	276.8	219.4
JAGUNG MANIS SWEET CORN	4.4	4.7	4.4	0.1	61.3	55.4
KACANG BENDI LADY'S FINGERS	0.1	0.1	0.1	0.0	1.0	0.9
KACANG BUNCIS FRENCH BEANS	0.4	0.4	0.5	0.0	3.9	5.0
KACANG PANJANG LONG BEANS	0.2	0.2	0.2	0.0	2.1	2.3
KOBIS CABBAGES	24.1	26.9	37.0	0.4	299.4	267.6
SALAD LETTUCE	2.8	2.3	3.3	0.0	25.9	30.1
SAWI BRASSICA	0.6	0.5	0.9	0.0	12.6	9.7
SAYURAN CAMPURAN MIXTURES OF VEGETABLES	14.3	13.5	15.9	0.2	177.2	177.6
TERUNG AUBERGINES (EGG-PLANTS)	0.4	0.4	0.5	0.0	4.8	5.2
TIMUN CUCUMBER	1.2	1.0	1.4	0.0	13.2	13.7
TOMATO TOMATOES	8.9	5.7	8.4	0.1	137.2	108.5
UBI KAYU CASSAVA	2.9	0.4	0.1	0.0	34.1	22.3
UBI KELEDEK SWEET POTATO	7.0	6.6	6.8	0.1	63.3	68.8
SAYUR-SAYURAN TEMPERATE TEMPERATE VEGETABLES	464.2	423.3	475.3	5.7	6,463.0	5,313.6
BAWANG ONIONS AND SHALLOTS	72.8	78.6	87.6	1.1	1,483.4	949.9
BAWANG PUTIH GARLIC	90.9	90.3	95.5	1.1	1,433.6	1,113.5
BUNGA KOBIS/BROKOLI CAULIFLOWERS/HEADED BROCCOLI	40.6	30.1	39.3	0.5	382.2	345.3
KEKACANG SHELLED BEANS	37.9	33.5	40.9	0.5	519.4	481.7
LOBAK MERAH CARROTS AND TURNIPS	19.5	14.8	22.7	0.3	236.6	208.8
UBI KENTANG POTATOES	148.2	123.5	122.9	1.5	1,729.0	1,590.3
LAIN - LAIN OTHERS	54.4	52.5	66.3	0.8	678.9	624.1

JADUAL 9 : IMPORT AGROMAKANAN MENGIKUT KOMODITI TERPILIH
TABLE 9 : IMPORTS OF AGROFOOD BY SELECTED COMMODITIES

RM JUTA/MILLION

KETERANGAN DESCRIPTION	OKT/ OCT 2025	NOV/ NOV 2025	DIS/ DEC 2025	% DRP. JUMLAH IMPORT % OF TOTAL IMPORTS	JAN-DIS/ JAN-DEC 2024	2025
BUAH-BUAHAN FRUITS	504.7	523.1	664.2	8.0	5,733.2	6,119.5
BUAH-BUAHAN TROPIKA TROPICAL FRUITS	189.9	177.2	187.8	2.3	1,968.6	2,168.0
PISANG BANANAS	6.6	5.5	7.0	0.1	73.9	73.1
NANAS PINEAPPLES	1.2	2.5	2.4	0.0	14.2	19.1
KELAPA COCONUT	39.3	29.5	30.4	0.4	408.6	526.8
TEMBIKAI WATERMELONS AND MELONS	4.4	4.7	4.6	0.1	63.2	66.0
BETIK PAPAYAS	0.2	0.1	0.1	0.0	1.6	1.4
JAMBU BATU GUAVAS	0.7	0.6	0.8	0.0	6.1	8.9
MANGGA MANGOES	19.2	9.3	15.2	0.2	92.5	157.5
MANGGIS MANGOSTEENS	0.1	1.2	1.5	0.0	8.4	13.1
RAMBUTAN RAMBUTAN	0.0	0.0	0.0	0.0	2.9	4.2
DURIAN DURIAN	0.0	0.0	0.0	0.0	29.5	34.1
BELIMBING STAR FRUITS	-	-	0.0	0.0	0.0	0.0
NANGKA DAN CEMPEDAK JACK FRUIT	0.0	0.0	0.0	0.0	0.5	0.2
LANGSAT LANGSAT	0.1	-	0.0	0.0	4.4	2.0
MATA KUCING (TERMASUK LONGAN) MATA KUCING (INCLUDING LONGAN)	6.0	6.1	5.4	0.1	61.9	65.5
CIKU CIKUS	0.0	0.1	0.1	0.0	0.7	0.8
AVOCADO AVOCADOS	6.9	7.2	7.9	0.1	74.9	91.2
NAGA/PITAYA DRAGON FRUIT	1.8	1.7	2.4	0.0	16.5	20.1
ASAM JAWA TAMARIND	6.7	6.8	4.1	0.0	35.7	45.5
BUAH-BUAHAN DIAWET DAN SEDIAAN FRUIT PRESERVED AND PREPARATIONS	67.4	68.2	78.8	0.9	785.7	731.0
JUS BUAH-BUAHAN DAN SAYUR-SAYURAN FRUIT AND VEGETABLE JUICES	23.3	29.8	18.9	0.2	226.0	248.6

JADUAL 9 : IMPORT AGROMAKANAN MENGIKUT KOMODITI TERPILIH
TABLE 9 : IMPORTS OF AGROFOOD BY SELECTED COMMODITIES

RM JUTA/MILLION

KETERANGAN DESCRIPTION	OKT/ OCT 2025	NOV/ NOV 2025	DIS/ DEC 2025	% DRP. JUMLAH IMPORT % OF TOTAL IMPORTS	JAN-DIS/ JAN-DEC 2024	2025
BUAH-BUAHAN TROPIKA LAIN OTHER TROPICAL FRUITS	6.1	3.9	8.0	0.1	61.5	58.9
BUAH-BUAHAN TEMPERATE TEMPERATE FRUITS	314.8	345.9	476.4	5.7	3,764.6	3,951.5
EPAL APPLES	54.0	48.5	48.5	0.6	575.5	603.8
OREN ORANGES	44.4	25.6	14.1	0.2	450.3	436.2
LIMAU MANDARIN MANDARINS (INCLUDING TANGERINES AND SATSUMAS)	10.0	17.8	40.4	0.5	431.9	397.7
PIR PEARS AND QUINCES	12.6	10.3	13.5	0.2	177.9	163.8
ANGGUR GRAPES	55.9	39.7	32.5	0.4	592.8	505.8
KURMA DATES	14.7	30.0	59.4	0.7	260.0	291.9
KACANG NUTS	50.5	103.9	200.6	2.4	556.1	730.7
LAIN - LAIN OTHERS	72.6	70.2	67.5	0.8	720.2	821.7
GULA, SEDIAAN GULA DAN MADU SUGARS, SUGAR PREPARATIONS AND HONEY	586.5	273.3	582.4	7.0	7,538.8	5,427.4
GULA TEBU DAN GULA UBI CANE OR BEET SUGAR	476.6	174.2	458.3	5.5	6,211.9	4,030.3
MADU NATURAL HONEY	5.2	5.1	4.2	0.1	55.3	52.4
LAKTOS LACTOSE	2.5	2.1	1.7	0.0	30.2	28.0
MOLASS MOLASSES	2.7	3.6	2.5	0.0	87.6	43.5
GLUKOS/FRUKTOS/MALTOS GLUCOSE/FRUCTOSE/MALTOSE	28.7	26.6	33.9	0.4	366.7	483.0
SEDIAAN GULA SUGAR CONFECTIONERY	8.1	9.2	7.3	0.1	91.2	77.0
LAIN - LAIN OTHERS	62.7	52.4	74.4	0.9	695.8	713.1
KOPI, KOKO, TEH, REMPAH DAN KELUARAN COFFEE, COCOA, TEA, SPICES AND MANUFACTURES	1,728.5	1,414.4	1,661.0	20.0	22,160.8	24,867.8
KOPI DAN PENGGANTINYA COFFEE AND COFFEE SUBSTITUTES	352.5	285.5	310.2	3.7	2,930.1	3,701.2
TEH TEA	46.0	45.0	50.6	0.6	510.8	473.0
KOKO COCOA	1,127.1	905.2	1,109.8	13.3	16,529.7	18,517.0

JADUAL 9 : IMPORT AGROMAKANAN MENGIKUT KOMODITI TERPILIH
TABLE 9 : IMPORTS OF AGROFOOD BY SELECTED COMMODITIES

RM JUTA/MILLION

KETERANGAN DESCRIPTION	OKT/ OCT 2025	NOV/ NOV 2025	DIS/ DEC 2025	% DRP. JUMLAH IMPORT % OF TOTAL IMPORTS	JAN-DIS/ JAN-DEC 2024	2025
COKLAT DAN SEDIAAN KOKO CHOCOLATE AND PREPARATIONS CONTAINING COCOA	102.9	90.2	89.8	1.1	920.1	1,042.5
KETUMBAR SEEDS OF CORIANDER	9.0	4.3	8.3	0.1	91.9	91.3
JINTAN SEEDS OF CUMIN	3.9	3.2	3.8	0.0	86.0	58.6
LADA (HITAM, PUTIH DAN HIJAU) PEPPER (BLACK, WHITE AND GREEN)	12.6	9.7	12.9	0.2	99.4	129.2
CILI KERING FRUITS OF THE GENUS CAPSICUM OR GENUS PIMENTA; DRIED	37.9	43.3	48.6	0.6	621.8	490.5
KUNYIT TURMERIC	6.4	5.5	5.6	0.1	91.2	81.2
LAIN - LAIN OTHERS	30.2	22.3	21.4	0.3	279.9	283.3
BAHAN MAKANAN UNTUK TERNAKAN FEEDING STUFF FOR ANIMALS	416.6	453.5	471.7	5.7	8,332.8	6,529.8
JAGUNG (TIDAK TERMASUK JAGUNG MANIS) MAIZE (NOT INCLUDING SWEET CORN)	3.5	9.3	3.8	0.0	1,919.5	1,119.9
HAMPAS KACANG SOYA OIL-CAKE AND OTHER SOLID RESIDUES FROM EXTRACTION OF SOYABEAN OIL	143.1	208.1	178.7	2.1	3,078.3	2,285.0
HAMPAS GANDUM BRAN AND POLLARD OF WHEAT	8.9	9.8	9.3	0.1	124.9	109.9
HAMPAS KACANG TANAH OIL-CAKE AND OTHER SOLID RESIDUES FROM EXTRACTION OF GROUND-NUTS OIL	-	-	-	-	-	0.0
HAMPAS RAPESEED OIL-CAKE AND OTHER SOLID RESIDUES OF RAPESEED	0.2	0.2	0.3	0.0	12.3	5.1
HAMPAS KELAPA DAN KOPRA OIL-CAKE AND OTHER SOLID RESIDUES OF COCONUT OR COPRA	0.0	0.1	0.0	0.0	0.4	0.2
HAMPAS BERAS BRAN AND RESIDUES OF RICE	-	-	-	-	-	-
HAMPAS DAGING MEAT OFFAL; GREAVES	35.3	31.9	42.0	0.5	564.1	451.3
HAMPAS KANJI RESIDUES OF STARCH MANUFACTURE AND SIMILAR RESIDUES	-	-	-	-	-	-
HAMPAS ISIRUNG KELAPA SAWIT PALM KERNEL CAKE	2.3	1.5	4.1	0.0	147.3	24.0
MAKANAN SEDIAAN LAIN (TERNAKAN) OTHER PREPARED FOODS (LIVESTOCK)	21.6	19.3	212.4	2.6	2,088.6	2,193.9
MAKANAN SEDIAAN LAIN (BUKAN TERNAKAN) OTHER PREPARED FOODS (NON-LIVESTOCK)	201.7	173.4	21.1	0.3	397.4	340.7
KELUARAN DAN SEDIAAN MAKANAN LAIN MISCELLANEOUS EDIBLE PRODUCTS AND PREPARATIONS	826.8	786.6	1,021.4	12.3	9,111.6	9,589.4
MARJERIN DAN LEMAK MARGARINE AND SHORTENING	59.6	52.0	68.0	0.8	288.4	548.7

JADUAL 9 : IMPORT AGROMAKANAN MENGIKUT KOMODITI TERPILIH
TABLE 9 : IMPORTS OF AGROFOOD BY SELECTED COMMODITIES

RM JUTA/MILLION

KETERANGAN DESCRIPTION	OKT/ OCT	NOV/ NOV	DIS/ DEC	% DRP. JUMLAH IMPORT	JAN-DIS/ JAN-DEC	
	2025	2025	2025	% OF TOTAL IMPORTS	2024	2025
RUMUSAN SUSU BAYI PREPARATIONS FOR INFANTS' FEEDING	-	-	-	-	-	-
MAKANAN BAYI INFANTS' FOOD	19.3	13.8	16.2	0.2	204.8	214.1
SOS SAUCES	69.1	66.4	73.0	0.9	809.5	821.1
SUP SOUP	2.0	1.8	3.1	0.0	22.5	28.0
MI/MIHUN/PASTA NOODLES/VERMICELLI/PASTA	17.3	18.8	29.0	0.3	235.2	231.1
MAKANAN TAMBAHAN FOOD SUPPLEMENTS	108.9	98.7	93.3	1.1	1,393.5	1,293.9
YIS YEASTS	6.8	9.0	8.3	0.1	108.6	92.9
SUSU ISIAN FILLED MILK	24.8	7.6	27.6	0.3	248.9	232.6
SARANG BURUNG BIRDS' NESTS	-	0.1	-	-	1.9	9.2
LAIN - LAIN OTHERS	519.1	518.5	702.9	8.5	5,798.5	6,117.6
JUMLAH TOTAL	7,419.8	6,838.5	8,314.0	100.0	93,724.3	92,722.2

Nota/Notes :

¹ Binatang Ternakan/Livestock

² Tidak Termasuk Ikan Hiasan/Excluding Ornamental Fish

JADUAL 10 : EKSPORT DAN IMPORT AGROMAKANAN MENGIKUT NEGARA ASAL & YANG DITUJU
TABLE 10 : EXPORTS AND IMPORTS FOR AGROFOOD BY COUNTRY OF ORIGIN & DESTINATION

RM JUTA/MILLION


KETERANGAN NEGARA COUNTRY DESCRIPTION	EKSPORT EXPORTS			IMPORT IMPORTS			IMBANGAN DAGANGAN BALANCE OF TRADE	
	DIS/ DEC	JAN-DIS/ JAN-DEC	2025	DIS/ DEC	JAN-DIS/ JAN-DEC	2025	JAN-DIS/ JAN-DEC	2025
	2025	2024	2025	2025	2024	2025	2024	2025
SINGAPORE, REPUBLIC OF	907.7	11,250.4	11,645.6	260.2	2,997.7	2,968.0	8,252.7	8,677.7
CHINA, PEOPLE'S REPUBLIC OF	814.7	5,779.7	6,396.2	1,144.9	11,384.2	10,917.5	(5,604.5)	(4,521.2)
UNITED STATES OF AMERICA	445.6	3,029.6	4,688.6	384.2	3,098.2	3,170.1	(68.6)	1,518.6
INDONESIA, REPUBLIC OF	295.4	3,596.4	3,605.2	512.7	6,015.4	6,297.6	(2,419.0)	(2,692.4)
THAILAND	278.0	3,211.4	3,444.1	705.3	7,662.8	7,250.0	(4,451.5)	(3,805.9)
AUSTRALIA	178.6	2,044.1	2,296.7	491.9	4,369.3	4,909.4	(2,325.2)	(2,612.7)
PHILIPPINES	156.7	2,373.9	2,310.5	38.7	467.9	512.8	1,906.0	1,797.7
JAPAN	149.5	2,576.2	2,832.4	198.5	696.4	911.8	1,879.8	1,920.6
VIETNAM, SOCIALIST REP. OF	148.0	1,530.5	1,521.5	343.8	4,493.2	4,142.5	(2,962.7)	(2,620.9)
CANADA	123.5	690.5	948.6	85.5	796.2	759.3	(105.7)	189.3
HONG KONG	102.1	1,205.2	1,011.3	20.1	114.3	135.4	1,090.8	875.9
KOREA, REPUBLIC OF	94.7	1,342.8	1,225.0	57.8	674.4	679.9	668.4	545.1
TAIWAN	93.8	896.9	858.1	35.3	411.9	362.6	485.0	495.6
TURKEY	91.3	598.1	947.4	39.7	560.2	412.5	37.9	534.9
UNITED ARAB EMIRATES	71.4	1,014.5	950.4	12.5	109.0	105.2	905.5	845.2
BRUNEI DARUSSALAM	67.5	709.4	715.0	0.2	7.6	11.4	701.8	703.6
SAUDI ARABIA	61.3	792.1	806.1	14.3	99.6	125.9	692.4	680.2
BRAZIL	60.8	449.4	432.3	553.6	6,401.4	4,779.7	(5,952.0)	(4,347.4)
MYANMAR, UNION OF	54.4	179.2	327.7	22.0	420.6	277.5	(241.3)	50.2
UNITED KINGDOM	53.9	356.1	400.5	16.8	223.6	229.5	132.5	171.0
NIGERIA	41.0	273.0	308.2	48.6	3,028.9	1,396.5	(2,755.8)	(1,088.2)
PAKISTAN	37.9	527.0	499.2	32.2	1,622.1	884.0	(1,095.1)	(384.8)
RUSSIAN FEDERATION	36.7	609.6	894.1	0.8	54.0	22.8	555.6	871.2
BANGLADESH	33.9	310.6	387.2	18.8	104.5	159.1	206.1	228.1
CAMBODIA	31.6	131.7	196.2	19.2	248.9	238.7	(117.2)	(42.5)
INDIA	30.4	383.5	365.3	599.7	6,450.1	6,605.3	(6,066.7)	(6,240.1)
IRAQ	30.2	147.2	174.6	0.1	0.3	0.1	147.0	174.4
PERU	28.4	218.9	260.0	104.5	984.0	762.7	(765.1)	(502.7)
EGYPT	28.2	216.9	318.9	27.3	266.2	248.9	(49.3)	70.0
NEW ZEALAND	28.1	875.6	762.9	338.7	3,494.8	3,513.4	(2,619.2)	(2,750.5)
ALGERIA	27.4	123.7	184.0	1.8	9.3	14.6	114.4	169.4
UZBEKISTAN	26.2	115.3	182.1	-	1.4	0.6	113.9	181.4
MEXICO	26.0	453.4	505.3	13.1	44.0	57.4	409.3	447.9
NETHERLANDS	20.4	482.5	306.2	95.7	1,115.9	1,117.2	(633.4)	(810.9)
SENEGAL	20.1	361.5	293.2	0.5	0.1	0.5	361.4	292.8
FRANCE	19.6	415.7	235.8	46.2	421.2	495.0	(5.6)	(259.2)
SRI LANKA, REPUBLIC OF	17.2	172.5	200.9	4.8	73.3	69.9	99.3	131.0
OMAN	15.7	127.0	120.1	29.9	183.7	165.2	(56.7)	(45.1)
ESTONIA	14.6	649.9	453.0	0.3	6.1	1.6	643.8	451.4
PAPUA NEW GUINEA	14.5	122.0	137.2	71.7	789.0	938.8	(667.0)	(801.6)
GHANA	14.4	112.2	196.9	13.5	426.4	983.9	(314.1)	(787.0)
KUWAIT	13.8	160.8	177.0	-	0.1	0.0	160.6	177.0
QATAR	13.5	168.2	148.1	-	0.0	0.0	168.2	148.1
MALDIVES	13.4	137.9	141.7	0.4	3.2	3.9	134.7	137.8
MAURITIUS	12.9	149.7	142.6	0.0	0.3	0.2	149.3	142.4
ITALY	11.9	181.8	224.0	46.4	376.1	420.2	(194.3)	(196.1)
SOUTH AFRICA, REPUBLIC OF	10.8	183.8	213.4	19.5	1,144.4	745.7	(960.6)	(532.3)
CHILE	9.9	86.1	118.9	22.2	143.5	266.3	(57.3)	(147.4)
SOMALIA	9.5	129.1	106.8	-	0.8	2.0	128.4	104.8
CAMEROON	8.3	97.4	84.7	28.7	801.1	856.0	(703.7)	(771.4)
MADAGASCAR	8.1	61.8	58.7	6.0	121.2	49.9	(59.4)	8.8
BAHRAIN	8.1	53.2	55.3	0.4	11.3	16.0	41.8	39.3
DEMOCRATIC REPUBLIC OF THE CONGO	7.5	45.7	71.1	7.3	443.9	966.8	(398.2)	(895.6)
BENIN	7.1	59.2	175.9	-	0.4	0.0	58.8	175.9
FIJI	6.9	66.1	78.4	0.0	1.0	0.0	65.1	78.4
JORDAN	6.7	59.9	98.1	4.9	12.4	16.9	47.5	81.2
LEBANON	6.4	44.7	74.4	0.7	11.2	6.6	33.5	67.8
KAZAKHSTAN	6.1	172.0	160.6	0.0	0.0	0.0	172.0	160.6
LAIN-LAIN NEGARA	161.6	2,066.9	2,329.2	1,772.4	20,325.1	22,737.3	(18,258.2)	(20,408.0)
OTHER COUNTRIES								
JUMLAH/TOTAL	5,113.9	54,380.4	58,803.6	8,314.0	93,724.3	92,722.2	(39,343.9)	(33,918.6)



**PEJABAT ATASE/
PERWAKILAN
PERTANIAN DAN
NEGARA ASEAN**

***AGRICULTURE ATTACHE' OFFICE/
AGRICULTURE COUNSELOR
OFFICE AND ASEAN COUNTRIES***

Muka surat ini sengaja dibiarkan kosong.
This page is deliberately left blank.



**JADUAL 11 : PERDAGANGAN LUAR NEGERI BAGI AGROMAKANAN DAN HASIL
PERTANIAN TERPILIH MENGIKUT NEGARA - ITALY**
TABLE 11 : EXTERNAL TRADE FOR AGROFOOD AND SELECTED
AGRICULTURAL PRODUCTS BY COUNTRIES - ITALY

KATEGORI CATEGORY	2022			2023		
	EKSPORT/ EXPORTS	IMPORT IMPORTS	IMBANGAN DAGANGAN/ BALANCE OF TRADE	EKSPORT/ EXPORTS	IMPORT IMPORTS	IMBANGAN DAGANGAN/ BALANCE OF TRADE
JUMLAH AGROMAKANAN TOTAL OF AGROFOOD	46.0	352.4	(306.4)	88.4	334.0	(245.6)
TERNAKAN LIVESTOCK	-	27.7	(27.7)	-	29.3	(29.3)
BINATANG HIDUP ¹ LIVE ANIMALS ¹	-	-	-	-	-	-
DAGING DAN SEDIAAN DAGING MEAT AND MEAT PREPARATIONS	-	0.5	(0.5)	-	1.3	(1.3)
HASIL TENUSU DAIRY PRODUCTS	-	8.7	(8.7)	-	9.5	(9.5)
TELUR UNGGAS POULTRY EGGS	-	18.4	(18.4)	-	18.4	(18.4)
PERIKANAN FISHERIES	9.9	0.4	9.5	6.7	0.9	5.8
IKAN, KRUSTASEA, MOLUSKA DAN SEDIAAN ² FISH, CRUSTACEANS, MOLLUSCS AND PREPARATIONS ²	9.9	0.4	9.5	6.7	0.9	5.8
TANAMAN FOOD CROPS	30.4	211.1	(180.7)	48.6	212.2	(163.6)
BIJIRIN DAN SEDIAAN BIJIRIN CEREALS AND CEREAL PREPARATIONS	3.8	56.3	(52.5)	24.3	71.2	(47.0)
SAYUR-SAYURAN VEGETABLES	0.1	26.8	(26.7)	0.2	30.6	(30.4)
BUAH-BUAHAN FRUITS	0.5	38.4	(37.9)	1.4	39.1	(37.6)
GULA, SEDIAAN GULA DAN MADU SUGARS, SUGAR PREPARATIONS AND HONEY	0.2	3.4	(3.2)	0.3	3.6	(3.3)
KOPI, KOKO, TEH, REMPAH DAN KELUARAN COFFEE, COCOA, TEA, SPICES AND MANUFACTURES	25.9	86.2	(60.3)	22.4	67.7	(45.3)
LAIN-LAIN OTHERS	5.7	113.2	(107.5)	33.2	91.6	(58.4)
BAHAN MAKANAN UNTUK TERNAKAN FEEDING STUFF FOR ANIMALS	1.1	30.6	(29.6)	30.8	25.1	5.6
KELUARAN DAN SEDIAAN MAKANAN LAIN MISCELLANEOUS EDIBLE PRODUCTS AND PREPARATIONS	4.7	82.5	(77.9)	2.4	66.5	(64.0)
JUMLAH KEPERLUAN PERTANIAN TOTAL OF AGRICULTURAL INPUTS	0.1	92.7	(92.6)	0.1	104.5	(104.5)
BAJA FERTILIZERS	-	9.8	(9.8)	0.0	12.4	(12.4)
UBAT-UBATAN VETERINAR VETERINARY MEDICAMENTS	-	17.1	(17.1)	0.0	23.3	(23.3)

**JADUAL 11 : PERDAGANGAN LUAR NEGERI BAGI AGROMAKANAN DAN HASIL
PERTANIAN TERPILIH MENGIKUT NEGARA - ITALY**
TABLE 11 : EXTERNAL TRADE FOR AGROFOOD AND SELECTED
AGRICULTURAL PRODUCTS BY COUNTRIES - ITALY

KATEGORI CATEGORY	2022			2023		
	EKSPORT/ EXPORTS	IMPORT IMPORTS	IMBANGAN DAGANGAN/ BALANCE OF TRADE	EKSPORT/ EXPORTS	IMPORT IMPORTS	IMBANGAN DAGANGAN/ BALANCE OF TRADE
UBAT PEMBUNUH KUMAN, UBAT SERANGGA DSB. DISINFECTANTS, INSECTICIDES, FUNGICIDES, WEED KILLERS AND ANTI-SPROUTING PRODUCTS, ETC.	-	19.9	(19.9)	-	10.1	(10.1)
JENTERA PERTANIAN (TERMASUK TRAKTOR) DAN ALAT GANTI AGRICULTURAL MACHINERY (INCLUDING TRACTORS) AND PARTS	0.1	45.9	(45.8)	0.1	58.6	(58.6)
JUMLAH KELUARAN PERTANIAN LAIN TOTAL OF OTHER AGRICULTURAL PRODUCTS	1,685.7	247.6	1,438.1	1,643.8	256.9	1,386.9
BINATANG HIDUP (BUKAN BINATANG TERNAKAN) LIVE ANIMALS (NON LIVESTOCK)	0.0	0.0	(0.0)	-	0.0	(0.0)
IKAN HIASAN ORNAMENTAL FISH	0.0	-	0.0	0.0	-	0.0
RUMPAI LAUT SEAWEED	-	0.5	(0.5)	0.0	1.0	(1.0)
LAIN-LAIN PRODUK IKAN OTHER FISH PRODUCTS	-	-	-	-	0.0	(0.0)
MINUMAN DAN TEMBAKAU BEVERAGES AND TOBACCO	0.8	51.6	(50.9)	0.8	48.0	(47.2)
MINYAK KELAPA SAWIT PALM OIL	1,290.3	-	1,290.3	1,016.1	-	1,016.1
MINYAK ISIRUNG KELAPA SAWIT PALM KERNEL OIL	67.9	-	67.9	52.2	-	52.2
BUNGA-BUNGAAN FLORICULTURE	-	0.0	(0.0)	-	0.0	(0.0)
BAHAN TANAMAN UNTUK PEMBIAKAN SEEDS AND BUDS FOR SOWING	-	0.3	(0.3)	-	0.3	(0.3)
LEMAK HAIWAN DAN SAYURAN/LAIN-LAIN BIJI-BIJI MINYAK ANIMAL AND VEGETABLE FATS/OTHER OIL SEEDS	97.6	39.6	58.0	384.9	31.4	353.6
GETAH ASLI DAN SUSU GETAH NATURAL RUBBER AND NATURAL GUMS IN PRIMARY FORMS	51.7	-	51.7	46.7	-	46.7
KULIT DAN BULU BINATANG HIDES AND SKIN	3.1	73.7	(70.6)	4.1	77.3	(73.2)
GENTIAN ASLI NATURAL FIBRES	150.8	5.0	145.9	83.3	1.8	81.5
HASIL PERHUTANAN FORESTRY PRODUCTS	23.5	76.7	(53.2)	55.7	97.2	(41.4)
JUMLAH TOTAL	1,731.8	692.6	1,039.2	1,732.3	695.4	1,036.9

Nota/Notes:

¹ Binatang Ternakan/Livestock

² Tidak Termasuk Ikan Hiasan/Excluding Ornamental Fish

**JADUAL 11 : PERDAGANGAN LUAR NEGERI BAGI AGROMAKANAN DAN HASIL
PERTANIAN TERPILIH MENGIKUT NEGARA - ITALY**
TABLE 11 : EXTERNAL TRADE FOR AGROFOOD AND SELECTED
AGRICULTURAL PRODUCTS BY COUNTRIES - ITALY

KATEGORI CATEGORY	2024			2025		
	EKSPORT/ EXPORTS	IMPORT IMPORTS	IMBANGAN DAGANGAN/ BALANCE OF TRADE	EKSPORT/ EXPORTS	IMPORT IMPORTS	IMBANGAN DAGANGAN/ BALANCE OF TRADE
JUMLAH AGROMAKANAN TOTAL OF AGROFOOD	181.8	376.1	(194.3)	224.0	420.2	(196.1)
TERNAKAN LIVESTOCK	0.0	25.2	(25.2)	0.0	46.1	(46.1)
BINATANG HIDUP ¹ LIVE ANIMALS ¹	-	-	-	-	-	-
DAGING DAN SEDIAAN DAGING MEAT AND MEAT PREPARATIONS	0.0	0.9	(0.9)	0.0	2.5	(2.5)
HASIL TENUSU DAIRY PRODUCTS	-	13.3	(13.3)	-	34.3	(34.3)
TELUR UNGGAS POULTRY EGGS	-	11.1	(11.1)	-	9.3	(9.3)
PERIKANAN FISHERIES	9.8	1.1	8.7	4.8	1.2	3.6
IKAN, KRUSTASEA, MOLUSKA DAN SEDIAAN ² FISH, CRUSTACEANS, MOLLUSCS AND PREPARATIONS ²	9.8	1.1	8.7	4.8	1.2	3.6
TANAMAN FOOD CROPS	106.4	227.8	(121.4)	71.2	247.8	(176.6)
BIJIRIN DAN SEDIAAN BIJIRIN CEREALS AND CEREAL PREPARATIONS	28.6	75.8	(47.2)	27.9	87.0	(59.1)
SAYUR-SAYURAN VEGETABLES	-	32.2	(32.2)	-	30.1	(30.1)
BUAH-BUAHAN FRUITS	1.4	30.1	(28.7)	0.3	43.4	(43.1)
GULA, SEDIAAN GULA DAN MADU SUGARS, SUGAR PREPARATIONS AND HONEY	0.5	4.4	(3.9)	0.5	4.2	(3.6)
KOPI, KOKO, TEH, REMPAH DAN KELUARAN COFFEE, COCOA, TEA, SPICES AND MANUFACTURES	75.9	85.3	(9.4)	42.5	83.1	(40.7)
LAIN-LAIN OTHERS	65.6	122.0	(56.4)	148.0	125.0	23.0
BAHAN MAKANAN UNTUK TERNAKAN FEEDING STUFF FOR ANIMALS	62.8	27.7	35.1	145.0	20.9	124.0
KELUARAN DAN SEDIAAN MAKANAN LAIN MISCELLANEOUS EDIBLE PRODUCTS AND PREPARATIONS	2.8	94.3	(91.5)	3.0	104.1	(101.1)
JUMLAH KEPERLUAN PERTANIAN TOTAL OF AGRICULTURAL INPUTS	0.0	122.5	(122.5)	1.2	125.6	(124.4)
BAJA FERTILIZERS	-	44.3	(44.3)	1.2	24.0	(22.8)
UBAT-UBATAN VETERINAR VETERINARY MEDICAMENTS	-	20.8	(20.8)	-	38.7	(38.7)

**JADUAL 11 : PERDAGANGAN LUAR NEGERI BAGI AGROMAKANAN DAN HASIL
PERTANIAN TERPILIH MENGIKUT NEGARA - ITALY**
TABLE 11 : EXTERNAL TRADE FOR AGROFOOD AND SELECTED
AGRICULTURAL PRODUCTS BY COUNTRIES - ITALY

KATEGORI CATEGORY	2024			2025		
	EKSPORT/ EXPORTS	IMPORT IMPORTS	IMBANGAN DAGANGAN/ BALANCE OF TRADE	EKSPORT/ EXPORTS	IMPORT IMPORTS	IMBANGAN DAGANGAN/ BALANCE OF TRADE
UBAT PEMBUNUH KUMAN, UBAT SERANGGA DSB. DISINFECTANTS, INSECTICIDES, FUNGICIDES, WEED KILLERS AND ANTI-SPROUTING PRODUCTS, ETC.	-	14.3	(14.3)	-	13.5	(13.5)
JENTERA PERTANIAN (TERMASUK TRAKTOR) DAN ALAT GANTI AGRICULTURAL MACHINERY (INCLUDING TRACTORS) AND PARTS	0.0	43.1	(43.1)	0.0	49.5	(49.4)
JUMLAH KELUARAN PERTANIAN LAIN TOTAL OF OTHER AGRICULTURAL PRODUCTS	1,406.2	316.4	1,089.8	1,587.1	249.7	1,337.4
BINATANG HIDUP (BUKAN BINATANG TERNAKAN) LIVE ANIMALS (NON LIVESTOCK)	0.0	0.0	(0.0)	0.0	0.0	(0.0)
IKAN HIASAN ORNAMENTAL FISH	0.0	-	0.0	0.0	-	0.0
RUMPAI LAUT SEAWEED	-	1.0	(1.0)	-	0.7	(0.7)
LAIN-LAIN PRODUK IKAN OTHER FISH PRODUCTS	-	-	-	-	0.0	(0.0)
MINUMAN DAN TEMBAKAU BEVERAGES AND TOBACCO	1.0	41.4	(40.4)	0.8	37.5	(36.7)
MINYAK KELAPA SAWIT PALM OIL	965.3	-	965.3	900.5	-	900.5
MINYAK ISIRUNG KELAPA SAWIT PALM KERNEL OIL	37.9	-	37.9	38.2	-	38.2
BUNGA-BUNGAAN FLORICULTURE	-	0.0	(0.0)	-	0.0	(0.0)
BAHAN TANAMAN UNTUK PEMBIAKAN SEEDS AND BUDS FOR SOWING	-	0.2	(0.2)	-	0.2	(0.2)
LEMAK HAIWAN DAN SAYURAN/LAIN-LAIN BIJI-BIJI MINYAK ANIMAL AND VEGETABLE FATS/OTHER OIL SEEDS	248.4	38.2	210.2	463.5	35.6	427.9
GETAH ASLI DAN SUSU GETAH NATURAL RUBBER AND NATURAL GUMS IN PRIMARY FORMS	36.0	-	36.0	37.2	-	37.2
KULIT DAN BULU BINATANG HIDES AND SKIN	3.2	77.0	(73.8)	2.3	73.3	(70.9)
GENTIAN ASLI NATURAL FIBRES	76.6	1.2	75.4	66.6	1.1	65.6
HASIL PERHUTANAN FORESTRY PRODUCTS	37.8	157.4	(119.6)	77.9	101.2	(23.3)
JUMLAH TOTAL	1,588.0	815.0	773.0	1,812.4	795.5	1,016.9

Nota/Notes:

¹ Binatang Ternakan/Livestock

² Tidak Termasuk Ikan Hiasan/Excluding Ornamental Fish

**JADUAL 12 : PERDAGANGAN LUAR NEGERI BAGI AGROMAKANAN DAN HASIL
PERTANIAN TERPILIH MENGIKUT NEGARA - UNITED ARAB EMIRATES**
TABLE 12 : EXTERNAL TRADE FOR AGROFOOD AND SELECTED
AGRICULTURAL PRODUCTS BY COUNTRIES - UNITED ARAB EMIRATES

KATEGORI CATEGORY	2022			2023		
	EKSPORT/ EXPORTS	IMPORT IMPORTS	IMBANGAN DAGANGAN/ BALANCE OF TRADE	EKSPORT/ EXPORTS	IMPORT IMPORTS	IMBANGAN DAGANGAN/ BALANCE OF TRADE
JUMLAH AGROMAKANAN TOTAL OF AGROFOOD	806.6	77.9	728.7	731.0	93.1	637.9
TERNAKAN LIVESTOCK	126.2	0.0	126.1	106.3	0.1	106.2
BINATANG HIDUP ¹ LIVE ANIMALS ¹	-	-	-	-	-	-
DAGING DAN SEDIAAN DAGING MEAT AND MEAT PREPARATIONS	82.0	-	82.0	71.5	0.0	71.5
HASIL TENUSU DAIRY PRODUCTS	44.2	0.0	44.2	34.7	0.1	34.6
TELUR UNGGAS POULTRY EGGS	-	-	-	0.0	-	0.0
PERIKANAN FISHERIES	12.7	15.8	(3.1)	16.2	12.8	3.4
IKAN, KRUSTASEA, MOLUSKA DAN SEDIAAN ² FISH, CRUSTACEANS, MOLLUSCS AND PREPARATIONS ²	12.7	15.8	(3.1)	16.2	12.8	3.4
TANAMAN FOOD CROPS	350.0	58.0	291.9	313.5	68.7	244.8
BIJIRIN DAN SEDIAAN BIJIRIN CEREALS AND CEREAL PREPARATIONS	68.0	3.8	64.2	69.6	10.0	59.6
SAYUR-SAYURAN VEGETABLES	14.3	15.4	(1.1)	15.9	17.7	(1.8)
BUAH-BUAHAN FRUITS	16.8	22.1	(5.3)	18.7	26.3	(7.7)
GULA, SEDIAAN GULA DAN MADU SUGARS, SUGAR PREPARATIONS AND HONEY	4.8	0.3	4.5	5.0	0.2	4.8
KOPI, KOKO, TEH, REMPAH DAN KELUARAN COFFEE, COCOA, TEA, SPICES AND MANUFACTURES	246.0	16.4	229.6	204.4	14.5	189.9
LAIN-LAIN OTHERS	317.7	4.0	313.7	295.0	11.5	283.5
BAHAN MAKANAN UNTUK TERNAKAN FEEDING STUFF FOR ANIMALS	9.7	0.5	9.2	6.7	-	6.7
KELUARAN DAN SEDIAAN MAKANAN LAIN MISCELLANEOUS EDIBLE PRODUCTS AND PREPARATIONS	308.0	3.5	304.5	288.3	11.5	276.7
JUMLAH KEPERLUAN PERTANIAN TOTAL OF AGRICULTURAL INPUTS	4.3	308.8	(304.5)	2.7	72.4	(69.7)
BAJA FERTILIZERS	2.5	307.4	(304.8)	0.0	68.9	(68.9)
UBAT-UBATAN VETERINAR VETERINARY MEDICAMENTS	0.0	-	0.0	0.0	0.0	(0.0)

**JADUAL 12 : PERDAGANGAN LUAR NEGERI BAGI AGROMAKANAN DAN HASIL
PERTANIAN TERPILIH MENGIKUT NEGARA - UNITED ARAB EMIRATES**
TABLE 12 : EXTERNAL TRADE FOR AGROFOOD AND SELECTED
AGRICULTURAL PRODUCTS BY COUNTRIES - UNITED ARAB EMIRATES

KATEGORI CATEGORY	RM JUTA/MILLION					
	2022			2023		
	EKSPORT/ EXPORTS	IMPORT IMPORTS	IMBANGAN DAGANGAN/ BALANCE OF TRADE	EKSPORT/ EXPORTS	IMPORT IMPORTS	IMBANGAN DAGANGAN/ BALANCE OF TRADE
UBAT PEMBUNUH KUMAN, UBAT SERANGGA DSB. DISINFECTANTS, INSECTICIDES, FUNGICIDES, WEED KILLERS AND ANTI-SPROUTING PRODUCTS, ETC.	1.2	0.3	0.8	1.4	2.0	(0.5)
JENTERA PERTANIAN (TERMASUK TRAKTOR) DAN ALAT GANTI AGRICULTURAL MACHINERY (INCLUDING TRACTORS) AND PARTS	0.6	1.1	(0.5)	1.2	1.5	(0.3)
JUMLAH KELUARAN PERTANIAN LAIN TOTAL OF OTHER AGRICULTURAL PRODUCTS	2,788.8	471.3	2,317.5	2,206.5	217.8	1,988.8
BINATANG HIDUP (BUKAN BINATANG TERNAKAN) LIVE ANIMALS (NON LIVESTOCK)	0.1	0.0	0.0	0.1	0.0	0.0
IKAN HIASAN ORNAMENTAL FISH	0.4	-	0.4	0.5	-	0.5
RUMPAI LAUT SEAWEED	-	0.0	(0.0)	0.0	0.1	(0.1)
LAIN-LAIN PRODUK IKAN OTHER FISH PRODUCTS	-	0.8	(0.8)	-	0.8	(0.8)
MINUMAN DAN TEMBAKAU BEVERAGES AND TOBACCO	57.7	30.6	27.1	49.9	19.2	30.8
MINYAK KELAPA SAWIT PALM OIL	1,723.3	-	1,723.3	1,309.2	-	1,309.2
MINYAK ISIRUNG KELAPA SAWIT PALM KERNEL OIL	132.5	7.1	125.5	59.0	-	59.0
BUNGA-BUNGAAN FLORICULTURE	1.2	0.0	1.2	1.7	-	1.7
BAHAN TANAMAN UNTUK PEMBIAKAN SEEDS AND BUDS FOR SOWING	1.1	0.0	1.0	2.2	0.0	2.2
LEMAK HAIWAN DAN SAYURAN/LAIN-LAIN BIJI-BIJI MINYAK ANIMAL AND VEGETABLE FATS/OTHER OIL SEEDS	210.0	431.7	(221.7)	118.9	192.2	(73.2)
GETAH ASLI DAN SUSU GETAH NATURAL RUBBER AND NATURAL GUMS IN PRIMARY FORMS	371.8	-	371.8	366.3	1.5	364.8
KULIT DAN BULU BINATANG HIDES AND SKIN	-	-	-	0.0	0.0	(0.0)
GENTIAN ASLI NATURAL FIBRES	0.4	0.1	0.3	0.1	0.1	(0.0)
HASIL PERHUTANAN FORESTRY PRODUCTS	290.5	0.9	289.5	298.7	3.8	294.9
JUMLAH TOTAL	3,599.7	858.0	2,741.8	2,940.2	383.3	2,556.9

Nota/Notes:

¹ Binatang Ternakan/Livestock

² Tidak Termasuk Ikan Hiasan/Excluding Ornamental Fish

**JADUAL 12 : PERDAGANGAN LUAR NEGERI BAGI AGROMAKANAN DAN HASIL
PERTANIAN TERPILIH MENGIKUT NEGARA - UNITED ARAB EMIRATES**
TABLE 12 : EXTERNAL TRADE FOR AGROFOOD AND SELECTED
AGRICULTURAL PRODUCTS BY COUNTRIES - UNITED ARAB EMIRATES

KATEGORI CATEGORY	2024			2025		
	EKSPORT/ EXPORTS	IMPORT IMPORTS	IMBANGAN DAGANGAN/ BALANCE OF TRADE	EKSPORT/ EXPORTS	IMPORT IMPORTS	IMBANGAN DAGANGAN/ BALANCE OF TRADE
JUMLAH AGROMAKANAN TOTAL OF AGROFOOD	1,014.5	109.0	905.5	950.4	105.2	845.2
TERNAKAN LIVESTOCK	99.6	1.1	98.5	103.6	2.5	101.1
BINATANG HIDUP ¹ LIVE ANIMALS ¹	-	-	-	-	-	-
DAGING DAN SEDIAAN DAGING MEAT AND MEAT PREPARATIONS	52.0	1.1	50.9	64.7	2.1	62.6
HASIL TENUSU DAIRY PRODUCTS	47.6	0.0	47.6	35.1	0.4	34.8
TELUR UNGGAS POULTRY EGGS	-	-	-	3.8	-	3.8
PERIKANAN FISHERIES	15.9	19.2	(3.2)	15.9	16.2	(0.3)
IKAN, KRUSTASEA, MOLUSKA DAN SEDIAAN ² FISH, CRUSTACEANS, MOLLUSCS AND PREPARATIONS ²	15.9	19.2	(3.2)	15.9	16.2	(0.3)
TANAMAN FOOD CROPS	416.5	85.1	331.4	410.9	80.8	330.0
BIJIRIN DAN SEDIAAN BIJIRIN CEREALS AND CEREAL PREPARATIONS	69.6	14.7	54.9	64.0	9.7	54.4
SAYUR-SAYURAN VEGETABLES	14.9	7.7	7.3	13.4	4.1	9.2
BUAH-BUAHAN FRUITS	17.0	29.0	(12.0)	18.8	31.8	(13.0)
GULA, SEDIAAN GULA DAN MADU SUGARS, SUGAR PREPARATIONS AND HONEY	4.0	1.5	2.5	9.9	0.8	9.1
KOPI, KOKO, TEH, REMPAH DAN KELUARAN COFFEE, COCOA, TEA, SPICES AND MANUFACTURES	311.0	32.2	278.7	304.7	34.4	270.3
LAIN-LAIN OTHERS	482.5	3.7	478.8	420.0	5.7	414.3
BAHAN MAKANAN UNTUK TERNAKAN FEEDING STUFF FOR ANIMALS	14.5	0.4	14.2	17.5	-	17.5
KELUARAN DAN SEDIAAN MAKANAN LAIN MISCELLANEOUS EDIBLE PRODUCTS AND PREPARATIONS	468.0	3.3	464.7	402.5	5.7	396.8
JUMLAH KEPERLUAN PERTANIAN TOTAL OF AGRICULTURAL INPUTS	4.3	106.1	(101.8)	22.1	102.6	(80.5)
BAJA FERTILIZERS	0.2	103.6	(103.4)	3.8	99.1	(95.3)
UBAT-UBATAN VETERINAR VETERINARY MEDICAMENTS	0.5	0.0	0.5	2.5	0.0	2.5

**JADUAL 12 : PERDAGANGAN LUAR NEGERI BAGI AGROMAKANAN DAN HASIL
PERTANIAN TERPILIH MENGIKUT NEGARA - UNITED ARAB EMIRATES**
TABLE 12 : EXTERNAL TRADE FOR AGROFOOD AND SELECTED
AGRICULTURAL PRODUCTS BY COUNTRIES - UNITED ARAB EMIRATES

KATEGORI CATEGORY	2024			2025		
	EKSPORT/ EXPORTS	IMPORT IMPORTS	IMBANGAN DAGANGAN/ BALANCE OF TRADE	EKSPORT/ EXPORTS	IMPORT IMPORTS	IMBANGAN DAGANGAN/ BALANCE OF TRADE
UBAT PEMBUNUH KUMAN, UBAT SERANGGA DSB. DISINFECTANTS, INSECTICIDES, FUNGICIDES, WEED KILLERS AND ANTI-SPROUTING PRODUCTS, ETC.	1.6	-	1.6	2.4	0.9	1.5
JENTERA PERTANIAN (TERMASUK TRAKTOR) DAN ALAT GANTI AGRICULTURAL MACHINERY (INCLUDING TRACTORS) AND PARTS	1.9	2.5	(0.5)	13.4	2.6	10.8
JUMLAH KELUARAN PERTANIAN LAIN TOTAL OF OTHER AGRICULTURAL PRODUCTS	1,761.3	320.1	1,441.1	2,000.9	300.9	1,700.0
BINATANG HIDUP (BUKAN BINATANG TERNAKAN) LIVE ANIMALS (NON LIVESTOCK)	0.0	0.3	(0.3)	0.0	0.1	(0.1)
IKAN HIASAN ORNAMENTAL FISH	0.6	-	0.6	0.6	0.0	0.6
RUMPAI LAUT SEAWEED	0.0	0.0	0.0	0.1	0.0	0.1
LAIN-LAIN PRODUK IKAN OTHER FISH PRODUCTS	-	1.6	(1.6)	-	0.7	(0.7)
MINUMAN DAN TEMBAKAU BEVERAGES AND TOBACCO	62.4	4.5	57.9	46.4	9.3	37.1
MINYAK KELAPA SAWIT PALM OIL	719.8	-	719.8	1,022.5	-	1,022.5
MINYAK ISIRUNG KELAPA SAWIT PALM KERNEL OIL	72.6	-	72.6	108.9	-	108.9
BUNGA-BUNGAAN FLORICULTURE	2.1	0.0	2.1	6.2	-	6.2
BAHAN TANAMAN UNTUK PEMBIAKAN SEEDS AND BUDS FOR SOWING	1.0	0.0	1.0	5.0	0.2	4.9
LEMAK HAIWAN DAN SAYURAN/LAIN-LAIN BIJI-BIJI MINYAK ANIMAL AND VEGETABLE FATS/OTHER OIL SEEDS	143.9	310.5	(166.6)	181.0	282.2	(101.2)
GETAH ASLI DAN SUSU GETAH NATURAL RUBBER AND NATURAL GUMS IN PRIMARY FORMS	435.7	0.8	434.9	370.2	2.6	367.6
KULIT DAN BULU BINATANG HIDES AND SKIN	0.0	0.0	(0.0)	0.0	-	0.0
GENTIAN ASLI NATURAL FIBRES	0.3	0.0	0.2	0.2	0.1	0.1
HASIL PERHUTANAN FORESTRY PRODUCTS	322.7	2.4	320.3	259.7	5.7	254.0
JUMLAH TOTAL	2,780.0	535.2	2,244.8	2,973.3	508.7	2,464.6

Nota/Notes:

¹ Binatang Ternakan/Livestock

² Tidak Termasuk Ikan Hiasan/Excluding Ornamental Fish

**JADUAL 13 : PERDAGANGAN LUAR NEGERI BAGI AGROMAKANAN DAN HASIL
PERTANIAN TERPILIH MENGIKUT NEGARA - UNITED STATES OF AMERICA**
TABLE 13 : EXTERNAL TRADE FOR AGROFOOD AND SELECTED
AGRICULTURAL PRODUCTS BY COUNTRIES - UNITED STATES OF AMERICA

KATEGORI CATEGORY	2022			2023		
	EKSPORT/ EXPORTS	IMPORT IMPORTS	IMBANGAN DAGANGAN/ BALANCE OF TRADE	EKSPORT/ EXPORTS	IMPORT IMPORTS	IMBANGAN DAGANGAN/ BALANCE OF TRADE
JUMLAH AGROMAKANAN TOTAL OF AGROFOOD	1,883.0	3,627.3	(1,744.3)	1,960.0	2,736.7	(776.7)
TERNAKAN LIVESTOCK	2.0	997.7	(995.7)	3.1	651.3	(648.2)
BINATANG HIDUP ¹ LIVE ANIMALS ¹	0.0	3.5	(3.4)	-	0.0	(0.0)
DAGING DAN SEDIAAN DAGING MEAT AND MEAT PREPARATIONS	0.7	11.3	(10.7)	0.5	82.7	(82.1)
HASIL TENUSU DAIRY PRODUCTS	1.3	982.9	(981.6)	2.5	568.6	(566.0)
TELUR UNGGAS POULTRY EGGS	-	-	-	-	0.0	(0.0)
PERIKANAN FISHERIES	106.1	48.2	57.9	115.6	49.7	65.9
IKAN, KRUSTASEA, MOLUSKA DAN SEDIAAN ² FISH, CRUSTACEANS, MOLLUSCS AND PREPARATIONS ²	106.1	48.2	57.9	115.6	49.7	65.9
TANAMAN FOOD CROPS	1,226.6	1,327.7	(101.1)	1,316.2	1,110.7	205.4
BIJIRIN DAN SEDIAAN BIJIRIN CEREALS AND CEREAL PREPARATIONS	177.3	335.5	(158.2)	218.1	271.2	(53.0)
SAYUR-SAYURAN VEGETABLES	17.6	409.9	(392.3)	17.4	365.6	(348.2)
BUAH-BUAHAN FRUITS	61.2	446.5	(385.3)	54.5	358.4	(303.9)
GULA, SEDIAAN GULA DAN MADU SUGARS, SUGAR PREPARATIONS AND HONEY	12.3	41.0	(28.7)	26.3	26.3	0.0
KOPI, KOKO, TEH, REMPAH DAN KELUARAN COFFEE, COCOA, TEA, SPICES AND MANUFACTURES	958.2	94.7	863.4	999.8	89.2	910.6
LAIN-LAIN OTHERS	548.4	1,253.7	(705.3)	525.1	925.0	(399.9)
BAHAN MAKANAN UNTUK TERNAKAN FEEDING STUFF FOR ANIMALS	397.3	358.0	39.2	324.3	364.8	(40.5)
KELUARAN DAN SEDIAAN MAKANAN LAIN MISCELLANEOUS EDIBLE PRODUCTS AND PREPARATIONS	151.2	895.7	(744.5)	200.8	560.2	(359.4)
JUMLAH KEPERLUAN PERTANIAN TOTAL OF AGRICULTURAL INPUTS	52.5	433.9	(381.3)	52.3	432.2	(379.9)
BAJA FERTILIZERS	0.1	123.2	(123.0)	0.3	92.0	(91.6)
UBAT-UBATAN VETERINAR VETERINARY MEDICAMENTS	1.5	225.5	(224.0)	0.1	268.6	(268.5)

**JADUAL 13 : PERDAGANGAN LUAR NEGERI BAGI AGROMAKANAN DAN HASIL
PERTANIAN TERPILIH MENGIKUT NEGARA - UNITED STATES OF AMERICA**
TABLE 13 : EXTERNAL TRADE FOR AGROFOOD AND SELECTED
AGRICULTURAL PRODUCTS BY COUNTRIES - UNITED STATES OF AMERICA

KATEGORI CATEGORY	2022			2023		
	EKSPORT/ EXPORTS	IMPORT IMPORTS	IMBANGAN DAGANGAN/ BALANCE OF TRADE	EKSPORT/ EXPORTS	IMPORT IMPORTS	IMBANGAN DAGANGAN/ BALANCE OF TRADE
UBAT PEMBUNUH KUMAN, UBAT SERANGGA DSB. DISINFECTANTS, INSECTICIDES, FUNGICIDES, WEED KILLERS AND ANTI-SPROUTING PRODUCTS, ETC.	17.8	52.0	(34.2)	15.8	37.9	(22.0)
JENTERA PERTANIAN (TERMASUK TRAKTOR) DAN ALAT GANTI AGRICULTURAL MACHINERY (INCLUDING TRACTORS) AND PARTS	33.1	33.2	(0.1)	36.1	33.8	2.3
JUMLAH KELUARAN PERTANIAN LAIN TOTAL OF OTHER AGRICULTURAL PRODUCTS	4,313.3	4,103.4	209.9	3,201.0	3,384.3	(183.3)
BINATANG HIDUP (BUKAN BINATANG TERNAKAN) LIVE ANIMALS (NON LIVESTOCK)	0.9	1.3	(0.4)	1.1	0.7	0.4
IKAN HIASAN ORNAMENTAL FISH	2.9	0.1	2.9	1.7	-	1.7
RUMPAI LAUT SEAWEED	-	0.9	(0.9)	0.0	0.8	(0.8)
LAIN-LAIN PRODUK IKAN OTHER FISH PRODUCTS	-	15.4	(15.4)	-	5.6	(5.6)
MINUMAN DAN TEMBAKAU BEVERAGES AND TOBACCO	25.4	93.8	(68.5)	27.7	77.6	(77.6)
MINYAK KELAPA SAWIT PALM OIL	727.8	-	727.8	526.2	-	526.2
MINYAK ISIRUNG KELAPA SAWIT PALM KERNEL OIL	355.8	-	355.8	276.3	26.3	250.1
BUNGA-BUNGAAN FLORICULTURE	0.6	0.0	0.6	1.1	0.0	1.1
BAHAN TANAMAN UNTUK PEMBIAKAN SEEDS AND BUDS FOR SOWING	2.1	0.8	1.2	1.9	1.3	0.7
LEMAK HAIWAN DAN SAYURAN/LAIN-LAIN BIJI-BIJI MINYAK ANIMAL AND VEGETABLE FATS/OTHER OIL SEEDS	656.8	1,725.4	(1,068.6)	433.9	1,076.4	(642.5)
GETAH ASLI DAN SUSU GETAH NATURAL RUBBER AND NATURAL GUMS IN PRIMARY FORMS	251.1	0.1	251.1	101.5	0.0	101.5
KULIT DAN BULU BINATANG HIDES AND SKIN	0.2	10.6	(10.4)	0.7	3.7	(3.0)
GENTIAN ASLI NATURAL FIBRES	547.0	350.9	196.2	233.6	278.1	(44.5)
HASIL PERHUTANAN FORESTRY PRODUCTS	1,742.7	1,904.2	(161.5)	1,595.3	1,914.0	(318.7)
JUMLAH TOTAL	6,248.9	8,164.6	(1,915.7)	5,213.2	6,553.2	(1,340.0)

Nota/Notes:

¹ Binatang Ternakan/Livestock

² Tidak Termasuk Ikan Hiasan/Excluding Ornamental Fish

**JADUAL 13 : PERDAGANGAN LUAR NEGERI BAGI AGROMAKANAN DAN HASIL
PERTANIAN TERPILIH MENGIKUT NEGARA - UNITED STATES OF AMERICA**
TABLE 13 : EXTERNAL TRADE FOR AGROFOOD AND SELECTED
AGRICULTURAL PRODUCTS BY COUNTRIES - UNITED STATES OF AMERICA

KATEGORI CATEGORY	2024			2025		
	EKSPORT/ EXPORTS	IMPORT IMPORTS	IMBANGAN DAGANGAN/ BALANCE OF TRADE	EKSPORT/ EXPORTS	IMPORT IMPORTS	IMBANGAN DAGANGAN/ BALANCE OF TRADE
JUMLAH AGROMAKANAN TOTAL OF AGROFOOD	3,029.6	3,098.2	(68.6)	4,688.6	3,170.1	1,518.6
TERNAKAN LIVESTOCK	14.5	707.1	(692.6)	18.6	677.9	(659.2)
BINATANG HIDUP ¹ LIVE ANIMALS ¹	-	8.9	(8.9)	-	-	-
DAGING DAN SEDIAAN DAGING MEAT AND MEAT PREPARATIONS	0.0	134.5	(134.5)	0.0	72.3	(72.3)
HASIL TENUSU DAIRY PRODUCTS	13.8	563.7	(549.9)	18.6	605.6	(587.0)
TELUR UNGGAS POULTRY EGGS	0.6	0.0	0.6	-	0.0	(0.0)
PERIKANAN FISHERIES	111.8	42.2	69.6	128.6	65.5	63.1
IKAN, KRUSTASEA, MOLUSKA DAN SEDIAAN ² FISH, CRUSTACEANS, MOLLUSCS AND PREPARATIONS ²	111.8	42.2	69.6	128.6	65.5	63.1
TANAMAN FOOD CROPS	2,138.5	1,166.2	972.3	3,651.2	1,420.9	2,230.3
BIJIRIN DAN SEDIAAN BIJIRIN CEREALS AND CEREAL PREPARATIONS	286.0	316.9	(30.9)	283.6	391.2	(107.5)
SAYUR-SAYURAN VEGETABLES	21.7	299.2	(277.5)	20.1	272.0	(251.9)
BUAH-BUAHAN FRUITS	75.4	441.3	(365.9)	81.3	654.5	(573.2)
GULA, SEDIAAN GULA DAN MADU SUGARS, SUGAR PREPARATIONS AND HONEY	47.5	29.7	17.8	110.2	28.7	81.5
KOPI, KOKO, TEH, REMPAH DAN KELUARAN COFFEE, COCOA, TEA, SPICES AND MANUFACTURES	1,707.9	79.1	1,628.8	3,156.0	74.6	3,081.4
LAIN-LAIN OTHERS	764.7	1,182.7	(418.0)	890.2	1,005.8	(115.6)
BAHAN MAKANAN UNTUK TERNAKAN FEEDING STUFF FOR ANIMALS	505.9	452.3	53.6	528.1	306.8	221.3
KELUARAN DAN SEDIAAN MAKANAN LAIN MISCELLANEOUS EDIBLE PRODUCTS AND PREPARATIONS	258.9	730.4	(471.5)	362.1	699.0	(336.9)
JUMLAH KEPERLUAN PERTANIAN TOTAL OF AGRICULTURAL INPUTS	195.4	632.6	(437.1)	253.2	672.3	(419.1)
BAJA FERTILIZERS	106.8	289.4	(182.6)	146.1	294.3	(148.3)
UBAT-UBATAN VETERINAR VETERINARY MEDICAMENTS	0.1	256.2	(256.1)	0.3	286.8	(286.6)

**JADUAL 13 : PERDAGANGAN LUAR NEGERI BAGI AGROMAKANAN DAN HASIL
PERTANIAN TERPILIH MENGIKUT NEGARA - UNITED STATES OF AMERICA**
TABLE 13 : EXTERNAL TRADE FOR AGROFOOD AND SELECTED
AGRICULTURAL PRODUCTS BY COUNTRIES - UNITED STATES OF AMERICA

KATEGORI CATEGORY	2024			2025		
	EKSPORT/ EXPORTS	IMPORT IMPORTS	IMBANGAN DAGANGAN/ BALANCE OF TRADE	EKSPORT/ EXPORTS	IMPORT IMPORTS	IMBANGAN DAGANGAN/ BALANCE OF TRADE
UBAT PEMBUNUH KUMAN, UBAT SERANGGA DSB. DISINFECTANTS, INSECTICIDES, FUNGICIDES, WEED KILLERS AND ANTI-SPROUTING PRODUCTS, ETC.	30.6	39.4	(8.8)	45.1	43.8	1.3
JENTERA PERTANIAN (TERMASUK TRAKTOR) DAN ALAT GANTI AGRICULTURAL MACHINERY (INCLUDING TRACTORS) AND PARTS	58.0	47.6	10.4	61.8	47.4	14.5
JUMLAH KELUARAN PERTANIAN LAIN TOTAL OF OTHER AGRICULTURAL PRODUCTS	5,354.1	4,186.3	1,167.8	6,787.8	3,903.0	2,884.7
BINATANG HIDUP (BUKAN BINATANG TERNAKAN) LIVE ANIMALS (NON LIVESTOCK)	0.9	1.0	(0.1)	0.9	0.6	0.3
IKAN HIASAN ORNAMENTAL FISH	1.7	-	1.7	1.5	-	1.5
RUMPAI LAUT SEAWEED	-	1.7	(1.7)	0.0	3.2	(3.1)
LAIN-LAIN PRODUK IKAN OTHER FISH PRODUCTS	0.0	7.4	(7.4)	0.0	5.0	(5.0)
MINUMAN DAN TEMBAKAU BEVERAGES AND TOBACCO	36.8	87.9	(87.9)	27.2	69.0	(69.0)
MINYAK KELAPA SAWIT PALM OIL	766.8	-	766.8	760.9	0.0	760.8
MINYAK ISIRUNG KELAPA SAWIT PALM KERNEL OIL	347.9	-	347.9	572.2	29.1	543.0
BUNGA-BUNGAAN FLORICULTURE	1.5	0.0	1.5	0.8	0.0	0.8
BAHAN TANAMAN UNTUK PEMBIAKAN SEEDS AND BUDS FOR SOWING	2.2	0.2	2.0	2.6	1.8	0.8
LEMAK HAIWAN DAN SAYURAN/LAIN-LAIN BIJI-BIJI MINYAK ANIMAL AND VEGETABLE FATS/OTHER OIL SEEDS	1,556.0	1,135.1	421.0	1,949.7	1,130.1	819.6
GETAH ASLI DAN SUSU GETAH NATURAL RUBBER AND NATURAL GUMS IN PRIMARY FORMS	266.9	6.3	260.6	252.5	18.9	233.6
KULIT DAN BULU BINATANG HIDES AND SKIN	1.6	0.7	0.8	1.0	0.5	0.4
GENTIAN ASLI NATURAL FIBRES	221.1	266.3	(45.2)	150.2	414.4	(264.2)
HASIL PERHUTANAN FORESTRY PRODUCTS	2,150.7	2,679.7	(529.0)	3,068.4	2,230.4	838.0
JUMLAH TOTAL	8,579.2	7,917.1	662.1	11,729.6	7,745.4	3,984.2

Nota/Notes:

¹ Binatang Ternakan/Livestock

² Tidak Termasuk Ikan Hiasan/Excluding Ornamental Fish

**JADUAL 14 : PERDAGANGAN LUAR NEGERI BAGI AGROMAKANAN DAN HASIL
PERTANIAN TERPILIH MENGIKUT NEGARA - JAPAN**
TABLE 14 : EXTERNAL TRADE FOR AGROFOOD AND SELECTED
AGRICULTURAL PRODUCTS BY COUNTRIES - JAPAN

KATEGORI CATEGORY	2022			2023		
	EKSPORT/ EXPORTS	IMPORT IMPORTS	IMBANGAN DAGANGAN/ BALANCE OF TRADE	EKSPORT/ EXPORTS	IMPORT IMPORTS	IMBANGAN DAGANGAN/ BALANCE OF TRADE
JUMLAH AGROMAKANAN TOTAL OF AGROFOOD	1,686.8	770.4	916.4	1,628.7	658.6	970.0
TERNAKAN LIVESTOCK	15.7	131.6	(115.9)	24.2	60.6	(36.3)
BINATANG HIDUP ¹ LIVE ANIMALS ¹	-	0.0	(0.0)	-	-	-
DAGING DAN SEDIAAN DAGING MEAT AND MEAT PREPARATIONS	14.2	51.9	(37.7)	21.1	54.1	(33.0)
HASIL TENUSU DAIRY PRODUCTS	1.5	79.7	(78.2)	1.3	6.5	(5.1)
TELUR UNGGAS POULTRY EGGS	-	-	-	1.8	0.0	1.8
PERIKANAN FISHERIES	133.2	199.2	(66.0)	95.7	187.0	(91.3)
IKAN, KRUSTASEA, MOLUSKA DAN SEDIAAN ² FISH, CRUSTACEANS, MOLLUSCS AND PREPARATIONS ²	133.2	199.2	(66.0)	95.7	187.0	(91.3)
TANAMAN FOOD CROPS	1,233.6	161.6	1,072.0	1,235.9	153.7	1,082.2
BIJIRIN DAN SEDIAAN BIJIRIN CEREALS AND CEREAL PREPARATIONS	272.4	64.8	207.7	270.5	53.6	216.9
SAYUR-SAYURAN VEGETABLES	2.2	16.0	(13.8)	1.6	15.7	(14.1)
BUAH-BUAHAN FRUITS	8.2	23.4	(15.2)	3.4	19.8	(16.5)
GULA, SEDIAAN GULA DAN MADU SUGARS, SUGAR PREPARATIONS AND HONEY	9.9	3.5	6.4	14.1	5.2	8.9
KOPI, KOKO, TEH, REMPAH DAN KELUARAN COFFEE, COCOA, TEA, SPICES AND MANUFACTURES	940.9	54.0	886.9	946.4	59.4	887.0
LAIN-LAIN OTHERS	304.3	278.0	26.3	272.8	257.3	15.5
BAHAN MAKANAN UNTUK TERNAKAN FEEDING STUFF FOR ANIMALS	143.2	134.0	9.1	63.4	130.2	(66.9)
KELUARAN DAN SEDIAAN MAKANAN LAIN MISCELLANEOUS EDIBLE PRODUCTS AND PREPARATIONS	161.1	143.9	17.2	209.4	127.1	82.3
JUMLAH KEPERLUAN PERTANIAN TOTAL OF AGRICULTURAL INPUTS	734.5	400.2	334.3	386.9	403.1	(16.2)
BAJA FERTILIZERS	598.8	80.5	518.4	279.3	70.5	208.8
UBAT-UBATAN VETERINAR VETERINARY MEDICAMENTS	-	8.0	(8.0)	0.0	25.0	(25.0)

**JADUAL 14 : PERDAGANGAN LUAR NEGERI BAGI AGROMAKANAN DAN HASIL
PERTANIAN TERPILIH MENGIKUT NEGARA - JAPAN**
TABLE 14 : EXTERNAL TRADE FOR AGROFOOD AND SELECTED
AGRICULTURAL PRODUCTS BY COUNTRIES - JAPAN

KATEGORI CATEGORY	RM JUTA/MILLION					
	2022			2023		
	EKSPORT/ EXPORTS	IMPORT IMPORTS	IMBANGAN DAGANGAN/ BALANCE OF TRADE	EKSPORT/ EXPORTS	IMPORT IMPORTS	IMBANGAN DAGANGAN/ BALANCE OF TRADE
UBAT PEMBUNUH KUMAN, UBAT SERANGGA DSB. DISINFECTANTS, INSECTICIDES, FUNGICIDES, WEED KILLERS AND ANTI-SPROUTING PRODUCTS, ETC.	101.9	31.6	70.3	87.4	24.6	62.7
JENTERA PERTANIAN (TERMASUK TRAKTOR) DAN ALAT GANTI AGRICULTURAL MACHINERY (INCLUDING TRACTORS) AND PARTS	33.7	280.2	(246.4)	20.2	282.9	(262.7)
JUMLAH KELUARAN PERTANIAN LAIN TOTAL OF OTHER AGRICULTURAL PRODUCTS	7,725.8	1,399.1	6,326.7	6,397.4	1,028.7	5,368.7
BINATANG HIDUP (BUKAN BINATANG TERNAKAN) LIVE ANIMALS (NON LIVESTOCK)	0.5	0.0	0.4	0.3	0.0	0.3
IKAN HIASAN ORNAMENTAL FISH	2.4	9.7	(7.2)	2.8	9.1	(6.3)
RUMPAI LAUT SEAWEED	0.0	1.3	(1.3)	0.3	0.6	(0.3)
LAIN-LAIN PRODUK IKAN OTHER FISH PRODUCTS	0.5	24.3	(23.7)	4.7	51.2	(46.5)
MINUMAN DAN TEMBAKAU BEVERAGES AND TOBACCO	3.3	97.7	(94.4)	4.6	64.9	(60.3)
MINYAK KELAPA SAWIT PALM OIL	2,810.9	0.6	2,810.3	2,318.6	-	2,318.6
MINYAK ISIRUNG KELAPA SAWIT PALM KERNEL OIL	421.8	42.8	379.1	286.8	-	286.8
BUNGA-BUNGAAN FLORICULTURE	198.2	0.0	198.2	196.1	0.1	196.0
BAHAN TANAMAN UNTUK PEMBIAKAN SEEDS AND BUDS FOR SOWING	4.4	1.6	2.9	0.2	0.6	(0.5)
LEMAK HAIWAN DAN SAYURAN/LAIN-LAIN BIJI-BIJI MINYAK ANIMAL AND VEGETABLE FATS/OTHER OIL SEEDS	760.6	311.2	449.4	884.4	190.2	694.2
GETAH ASLI DAN SUSU GETAH NATURAL RUBBER AND NATURAL GUMS IN PRIMARY FORMS	51.4	3.0	48.4	0.6	0.2	0.4
KULIT DAN BULU BINATANG HIDES AND SKIN	2.5	2.7	(0.2)	1.9	4.4	(2.5)
GENTIAN ASLI NATURAL FIBRES	129.1	9.7	119.4	184.4	10.6	173.8
HASIL PERHUTANAN FORESTRY PRODUCTS	3,340.1	894.4	2,445.6	2,511.6	696.9	1,814.8
JUMLAH TOTAL	10,147.1	2,569.7	7,577.4	8,412.9	2,090.4	6,322.5

Nota/Notes:

¹ Binatang Ternakan/Livestock

² Tidak Termasuk Ikan Hiasan/Excluding Ornamental Fish

**JADUAL 14 : PERDAGANGAN LUAR NEGERI BAGI AGROMAKANAN DAN HASIL
PERTANIAN TERPILIH MENGIKUT NEGARA - JAPAN**
TABLE 14 : EXTERNAL TRADE FOR AGROFOOD AND SELECTED
AGRICULTURAL PRODUCTS BY COUNTRIES - JAPAN

KATEGORI CATEGORY	2024			2025		
	EKSPORT/ EXPORTS	IMPORT IMPORTS	IMBANGAN DAGANGAN/ BALANCE OF TRADE	EKSPORT/ EXPORTS	IMPORT IMPORTS	IMBANGAN DAGANGAN/ BALANCE OF TRADE
JUMLAH AGROMAKANAN TOTAL OF AGROFOOD	2,576.2	696.4	1,879.8	2,832.4	911.8	1,920.6
TERNAKAN LIVESTOCK	14.3	71.1	(56.8)	34.2	79.7	(45.4)
BINATANG HIDUP ¹ LIVE ANIMALS ¹	-	-	-	-	-	-
DAGING DAN SEDIAAN DAGING MEAT AND MEAT PREPARATIONS	13.6	67.9	(54.3)	13.3	76.5	(63.2)
HASIL TENUSU DAIRY PRODUCTS	0.7	3.2	(2.5)	0.9	3.2	(2.3)
TELUR UNGGAS POULTRY EGGS	0.0	0.0	0.0	20.0	0.0	20.0
PERIKANAN FISHERIES	107.1	167.7	(60.6)	100.0	231.9	(131.9)
IKAN, KRUSTASEA, MOLUSKA DAN SEDIAAN ² FISH, CRUSTACEANS, MOLLUSCS AND PREPARATIONS ²	107.1	167.7	(60.6)	100.0	231.9	(131.9)
TANAMAN FOOD CROPS	2,042.8	173.4	1,869.4	2,297.5	197.7	2,099.8
BIJIRIN DAN SEDIAAN BIJIRIN CEREALS AND CEREAL PREPARATIONS	365.9	61.7	304.2	388.4	58.1	330.3
SAYUR-SAYURAN VEGETABLES	1.9	20.1	(18.2)	2.2	21.5	(19.3)
BUAH-BUAHAN FRUITS	27.8	20.6	7.2	18.2	19.2	(1.0)
GULA, SEDIAAN GULA DAN MADU SUGARS, SUGAR PREPARATIONS AND HONEY	22.4	5.6	16.8	42.9	5.0	37.9
KOPI, KOKO, TEH, REMPAH DAN KELUARAN COFFEE, COCOA, TEA, SPICES AND MANUFACTURES	1,624.8	65.3	1,559.5	1,845.8	93.8	1,752.0
LAIN-LAIN OTHERS	412.0	284.3	127.8	400.6	402.5	(1.9)
BAHAN MAKANAN UNTUK TERNAKAN FEEDING STUFF FOR ANIMALS	91.0	126.3	(35.4)	73.6	121.7	(48.1)
KELUARAN DAN SEDIAAN MAKANAN LAIN MISCELLANEOUS EDIBLE PRODUCTS AND PREPARATIONS	321.1	157.9	163.1	327.0	280.8	46.2
JUMLAH KEPERLUAN PERTANIAN TOTAL OF AGRICULTURAL INPUTS	327.0	397.7	(70.7)	416.1	413.9	2.2
BAJA FERTILIZERS	191.0	45.8	145.1	275.9	51.5	224.3
UBAT-UBATAN VETERINAR VETERINARY MEDICAMENTS	0.0	21.3	(21.3)	0.0	3.8	(3.8)

**JADUAL 14 : PERDAGANGAN LUAR NEGERI BAGI AGROMAKANAN DAN HASIL
PERTANIAN TERPILIH MENGIKUT NEGARA - JAPAN**
TABLE 14 : EXTERNAL TRADE FOR AGROFOOD AND SELECTED
AGRICULTURAL PRODUCTS BY COUNTRIES - JAPAN

KATEGORI CATEGORY	2024			2025		
	EKSPORT/ EXPORTS	IMPORT IMPORTS	IMBANGAN DAGANGAN/ BALANCE OF TRADE	EKSPORT/ EXPORTS	IMPORT IMPORTS	IMBANGAN DAGANGAN/ BALANCE OF TRADE
UBAT PEMBUNUH KUMAN, UBAT SERANGGA DSB. DISINFECTANTS, INSECTICIDES, FUNGICIDES, WEED KILLERS AND ANTI-SPROUTING PRODUCTS, ETC.	86.5	35.2	51.3	83.9	27.2	56.7
JENTERA PERTANIAN (TERMASUK TRAKTOR) DAN ALAT GANTI AGRICULTURAL MACHINERY (INCLUDING TRACTORS) AND PARTS	49.4	295.3	(245.9)	56.3	331.4	(275.1)
JUMLAH KELUARAN PERTANIAN LAIN TOTAL OF OTHER AGRICULTURAL PRODUCTS	6,445.4	1,217.8	5,227.6	6,658.6	927.8	5,730.7
BINATANG HIDUP (BUKAN BINATANG TERNAKAN) LIVE ANIMALS (NON LIVESTOCK)	1.3	0.1	1.2	0.9	0.0	0.9
IKAN HIASAN ORNAMENTAL FISH	2.1	6.4	(4.4)	2.0	6.4	(4.5)
RUMPAI LAUT SEAWEED	0.0	1.0	(1.0)	0.0	1.4	(1.4)
LAIN-LAIN PRODUK IKAN OTHER FISH PRODUCTS	1.5	73.0	(71.5)	0.2	46.2	(46.0)
MINUMAN DAN TEMBAKAU BEVERAGES AND TOBACCO	4.8	67.6	(62.8)	14.1	61.5	(47.4)
MINYAK KELAPA SAWIT PALM OIL	2,303.7	-	2,303.7	2,580.6	-	2,580.6
MINYAK ISIRUNG KELAPA SAWIT PALM KERNEL OIL	333.7	-	333.7	492.0	8.7	483.4
BUNGA-BUNGAAN FLORICULTURE	191.0	0.1	190.9	185.2	0.0	185.2
BAHAN TANAMAN UNTUK PEMBIAKAN SEEDS AND BUDS FOR SOWING	0.2	1.1	(0.9)	0.8	1.8	(1.0)
LEMAK HAIWAN DAN SAYURAN/LAIN-LAIN BIJI-BIJI MINYAK ANIMAL AND VEGETABLE FATS/OTHER OIL SEEDS	786.2	241.8	544.4	752.2	181.9	570.3
GETAH ASLI DAN SUSU GETAH NATURAL RUBBER AND NATURAL GUMS IN PRIMARY FORMS	22.3	4.2	18.1	13.7	0.1	13.7
KULIT DAN BULU BINATANG HIDES AND SKIN	1.0	7.5	(6.5)	1.3	3.0	(1.7)
GENTIAN ASLI NATURAL FIBRES	208.9	10.7	198.3	186.6	12.9	173.8
HASIL PERHUTANAN FORESTRY PRODUCTS	2,588.6	804.3	1,784.3	2,428.9	603.9	1,825.0
JUMLAH TOTAL	9,348.6	2,312.0	7,036.6	9,907.1	2,253.5	7,653.6

Nota/Notes:

¹ Binatang Ternakan/Livestock

² Tidak Termasuk Ikan Hiasan/Excluding Ornamental Fish

**JADUAL 15 : PERDAGANGAN LUAR NEGERI BAGI AGROMAKANAN DAN HASIL
PERTANIAN TERPILIH MENGIKUT NEGARA - AUSTRALIA**
TABLE 15 : EXTERNAL TRADE FOR AGROFOOD AND SELECTED
AGRICULTURAL PRODUCTS BY COUNTRIES - AUSTRALIA

KATEGORI CATEGORY	2022			2023		
	EKSPORT/ EXPORTS	IMPORT IMPORTS	IMBANGAN DAGANGAN/ BALANCE OF TRADE	EKSPORT/ EXPORTS	IMPORT IMPORTS	IMBANGAN DAGANGAN/ BALANCE OF TRADE
JUMLAH AGROMAKANAN TOTAL OF AGROFOOD	1,582.1	5,166.7	(3,584.7)	1,558.1	4,445.2	(2,887.1)
TERNAKAN LIVESTOCK	6.2	2,115.2	(2,109.0)	8.8	1,675.4	(1,666.6)
BINATANG HIDUP ¹ LIVE ANIMALS ¹	-	103.8	(103.8)	-	94.3	(93.6)
DAGING DAN SEDIAAN DAGING MEAT AND MEAT PREPARATIONS	0.1	1,391.8	(1,391.7)	0.6	1,013.2	(1,012.6)
HASIL TENUSU DAIRY PRODUCTS	6.0	619.7	(613.6)	8.1	567.9	(559.8)
TELUR UNGGAS POULTRY EGGS	0.1	-	0.1	0.1	0.0	0.1
PERIKANAN FISHERIES	240.3	35.2	205.1	190.5	39.4	151.1
IKAN, KRUSTASEA, MOLUSKA DAN SEDIAAN ² FISH, CRUSTACEANS, MOLLUSCS AND PREPARATIONS ²	240.3	35.2	205.1	190.5	39.4	151.1
TANAMAN FOOD CROPS	652.1	2,661.8	(2,009.7)	784.9	2,394.4	(1,609.5)
BIJIRIN DAN SEDIAAN BIJIRIN CEREALS AND CEREAL PREPARATIONS	289.8	2,152.8	(1,862.9)	358.5	1,796.5	(1,438.0)
SAYUR-SAYURAN VEGETABLES	18.5	168.5	(150.0)	16.5	170.6	(154.2)
BUAH-BUAHAN FRUITS	31.5	215.1	(183.6)	32.6	236.9	(204.2)
GULA, SEDIAAN GULA DAN MADU SUGARS, SUGAR PREPARATIONS AND HONEY	20.1	16.9	3.2	31.0	90.1	(59.1)
KOPI, KOKO, TEH, REMPAH DAN KELUARAN COFFEE, COCOA, TEA, SPICES AND MANUFACTURES	292.2	108.5	183.7	346.3	100.2	246.1
LAIN-LAIN OTHERS	683.5	354.5	329.0	573.9	336.0	237.9
BAHAN MAKANAN UNTUK TERNAKAN FEEDING STUFF FOR ANIMALS	17.8	172.9	(155.1)	33.5	157.5	(123.9)
KELUARAN DAN SEDIAAN MAKANAN LAIN MISCELLANEOUS EDIBLE PRODUCTS AND PREPARATIONS	665.7	181.6	484.1	540.3	178.5	361.8
JUMLAH KEPERLUAN PERTANIAN TOTAL OF AGRICULTURAL INPUTS	1,810.1	146.4	1,663.7	1,020.6	156.4	864.2
BAJA FERTILIZERS	1,329.1	139.0	1,190.1	646.1	149.5	496.6
UBAT-UBATAN VETERINAR VETERINARY MEDICAMENTS	15.0	2.3	12.8	12.4	2.8	9.7

**JADUAL 15 : PERDAGANGAN LUAR NEGERI BAGI AGROMAKANAN DAN HASIL
PERTANIAN TERPILIH MENGIKUT NEGARA - AUSTRALIA**
TABLE 15 : EXTERNAL TRADE FOR AGROFOOD AND SELECTED
AGRICULTURAL PRODUCTS BY COUNTRIES - AUSTRALIA

KATEGORI CATEGORY	2022			2023		
	EKSPORT/ EXPORTS	IMPORT IMPORTS	IMBANGAN DAGANGAN/ BALANCE OF TRADE	EKSPORT/ EXPORTS	IMPORT IMPORTS	IMBANGAN DAGANGAN/ BALANCE OF TRADE
UBAT PEMBUNUH KUMAN, UBAT SERANGGA DSB. DISINFECTANTS, INSECTICIDES, FUNGICIDES, WEED KILLERS AND ANTI-SPROUTING PRODUCTS, ETC.	398.8	1.3	397.5	285.7	1.7	284.0
JENTERA PERTANIAN (TERMASUK TRAKTOR) DAN ALAT GANTI AGRICULTURAL MACHINERY (INCLUDING TRACTORS) AND PARTS	67.2	3.8	63.3	76.4	2.4	73.9
JUMLAH KELUARAN PERTANIAN LAIN TOTAL OF OTHER AGRICULTURAL PRODUCTS	2,604.0	1,883.6	720.4	2,217.3	1,903.0	314.3
BINATANG HIDUP (BUKAN BINATANG TERNAKAN) LIVE ANIMALS (NON LIVESTOCK)	-	0.1	(0.1)	-	0.2	(0.2)
IKAN HIASAN ORNAMENTAL FISH	1.3	0.1	1.1	1.4	0.5	1.0
RUMPAI LAUT SEAWEED	0.1	0.9	(0.8)	0.2	0.2	0.0
LAIN-LAIN PRODUK IKAN OTHER FISH PRODUCTS	-	10.5	(10.5)	-	15.2	(15.2)
MINUMAN DAN TEMBAKAU BEVERAGES AND TOBACCO	19.9	292.9	(272.9)	55.4	200.8	(145.4)
MINYAK KELAPA SAWIT PALM OIL	399.7	0.4	399.3	282.7	-	282.7
MINYAK ISIRUNG KELAPA SAWIT PALM KERNEL OIL	101.2	2.3	98.9	70.8	-	70.8
BUNGA-BUNGAAN FLORICULTURE	99.1	0.0	99.1	67.3	0.0	67.3
BAHAN TANAMAN UNTUK PEMBIAKAN SEEDS AND BUDS FOR SOWING	0.0	1.0	(1.0)	0.1	1.6	(1.5)
LEMAK HAIWAN DAN SAYURAN/LAIN-LAIN BIJI-BIJI MINYAK ANIMAL AND VEGETABLE FATS/OTHER OIL SEEDS	747.4	439.9	307.5	615.7	447.7	168.1
GETAH ASLI DAN SUSU GETAH NATURAL RUBBER AND NATURAL GUMS IN PRIMARY FORMS	8.8	-	8.8	5.0	-	5.0
KULIT DAN BULU BINATANG HIDES AND SKIN	0.0	0.2	(0.2)	0.0	1.2	(1.2)
GENTIAN ASLI NATURAL FIBRES	4.2	650.6	(646.3)	3.2	853.2	(850.0)
HASIL PERHUTANAN FORESTRY PRODUCTS	1,222.2	484.8	737.4	1,115.5	382.5	732.9
JUMLAH TOTAL	5,996.3	7,196.8	(1,200.5)	4,796.0	6,504.6	(1,708.6)

Nota/Notes:

¹ Binatang Ternakan/Livestock

² Tidak Termasuk Ikan Hiasan/Excluding Ornamental Fish

**JADUAL 15 : PERDAGANGAN LUAR NEGERI BAGI AGROMAKANAN DAN HASIL
PERTANIAN TERPILIH MENGIKUT NEGARA - AUSTRALIA**
TABLE 15 : EXTERNAL TRADE FOR AGROFOOD AND SELECTED
AGRICULTURAL PRODUCTS BY COUNTRIES - AUSTRALIA

KATEGORI CATEGORY	2024			2025		
	EKSPORT/ EXPORTS	IMPORT IMPORTS	IMBANGAN DAGANGAN/ BALANCE OF TRADE	EKSPORT/ EXPORTS	IMPORT IMPORTS	IMBANGAN DAGANGAN/ BALANCE OF TRADE
JUMLAH AGROMAKANAN TOTAL OF AGROFOOD	2,044.1	4,369.3	(2,325.2)	2,296.7	4,909.4	(2,612.7)
TERNAKAN LIVESTOCK	7.5	2,076.3	(2,068.7)	7.5	2,371.2	(2,363.8)
BINATANG HIDUP ¹ LIVE ANIMALS ¹	-	78.7	(78.2)	-	124.0	(124.0)
DAGING DAN SEDIAAN DAGING MEAT AND MEAT PREPARATIONS	0.5	1,218.0	(1,217.5)	1.6	1,455.5	(1,454.0)
HASIL TENUSU DAIRY PRODUCTS	7.0	779.6	(772.5)	5.9	791.7	(785.8)
TELUR UNGGAS POULTRY EGGS	-	-	-	-	-	-
PERIKANAN FISHERIES	185.4	35.6	149.9	164.2	30.5	133.7
IKAN, KRUSTASEA, MOLUSKA DAN SEDIAAN ² FISH, CRUSTACEANS, MOLLUSCS AND PREPARATIONS ²	185.4	35.6	149.9	164.2	30.5	133.7
TANAMAN FOOD CROPS	1,239.1	1,843.4	(604.3)	1,467.2	2,025.2	(558.0)
BIJIRIN DAN SEDIAAN BIJIRIN CEREALS AND CEREAL PREPARATIONS	364.2	1,276.8	(912.6)	316.9	1,491.1	(1,174.2)
SAYUR-SAYURAN VEGETABLES	16.8	151.9	(135.1)	18.8	135.8	(117.0)
BUAH-BUAHAN FRUITS	32.7	245.2	(212.5)	45.0	235.9	(190.8)
GULA, SEDIAAN GULA DAN MADU SUGARS, SUGAR PREPARATIONS AND HONEY	46.7	68.0	(21.3)	35.3	12.1	23.2
KOPI, KOKO, TEH, REMPAH DAN KELUARAN COFFEE, COCOA, TEA, SPICES AND MANUFACTURES	778.7	101.6	677.1	1,051.2	150.4	900.8
LAIN-LAIN OTHERS	612.0	414.0	198.0	657.8	482.4	175.4
BAHAN MAKANAN UNTUK TERNAKAN FEEDING STUFF FOR ANIMALS	17.0	179.4	(162.4)	46.5	177.6	(131.1)
KELUARAN DAN SEDIAAN MAKANAN LAIN MISCELLANEOUS EDIBLE PRODUCTS AND PREPARATIONS	595.1	234.6	360.5	611.3	304.8	306.5
JUMLAH KEPERLUAN PERTANIAN TOTAL OF AGRICULTURAL INPUTS	1,013.2	175.8	837.3	957.9	177.3	780.6
BAJA FERTILIZERS	524.5	166.4	358.1	608.3	162.0	446.3
UBAT-UBATAN VETERINAR VETERINARY MEDICAMENTS	10.7	3.0	7.7	0.1	3.1	(3.0)

**JADUAL 15 : PERDAGANGAN LUAR NEGERI BAGI AGROMAKANAN DAN HASIL
PERTANIAN TERPILIH MENGIKUT NEGARA - AUSTRALIA**
TABLE 15 : EXTERNAL TRADE FOR AGROFOOD AND SELECTED
AGRICULTURAL PRODUCTS BY COUNTRIES - AUSTRALIA

KATEGORI CATEGORY	2024			2025		
	EKSPORT/ EXPORTS	IMPORT IMPORTS	IMBANGAN DAGANGAN/ BALANCE OF TRADE	EKSPORT/ EXPORTS	IMPORT IMPORTS	IMBANGAN DAGANGAN/ BALANCE OF TRADE
UBAT PEMBUNUH KUMAN, UBAT SERANGGA DSB. DISINFECTANTS, INSECTICIDES, FUNGICIDES, WEED KILLERS AND ANTI-SPROUTING PRODUCTS, ETC.	394.2	1.7	392.5	247.9	2.0	245.9
JENTERA PERTANIAN (TERMASUK TRAKTOR) DAN ALAT GANTI AGRICULTURAL MACHINERY (INCLUDING TRACTORS) AND PARTS	83.8	4.8	79.0	101.6	10.2	91.4
JUMLAH KELUARAN PERTANIAN LAIN TOTAL OF OTHER AGRICULTURAL PRODUCTS	2,326.3	1,825.5	500.8	2,185.5	1,529.4	656.1
BINATANG HIDUP (BUKAN BINATANG TERNAKAN) LIVE ANIMALS (NON LIVESTOCK)	-	3.0	(3.0)	0.0	0.6	(0.6)
IKAN HIASAN ORNAMENTAL FISH	0.9	0.0	0.8	0.6	0.1	0.5
RUMPAI LAUT SEAWEED	0.2	0.5	(0.2)	0.1	0.5	(0.3)
LAIN-LAIN PRODUK IKAN OTHER FISH PRODUCTS	-	2.4	(2.4)	-	0.3	(0.3)
MINUMAN DAN TEMBAKAU BEVERAGES AND TOBACCO	88.6	228.5	(139.9)	63.8	185.2	(121.3)
MINYAK KELAPA SAWIT PALM OIL	279.4	-	279.4	302.6	-	302.6
MINYAK ISIRUNG KELAPA SAWIT PALM KERNEL OIL	72.4	25.9	46.5	81.4	-	81.4
BUNGA-BUNGAAN FLORICULTURE	81.4	0.0	81.4	80.3	0.0	80.3
BAHAN TANAMAN UNTUK PEMBIAKAN SEEDS AND BUDS FOR SOWING	0.0	1.7	(1.7)	0.0	1.4	(1.4)
LEMAK HAIWAN DAN SAYURAN/LAIN-LAIN BIJI-BIJI MINYAK ANIMAL AND VEGETABLE FATS/OTHER OIL SEEDS	622.5	669.1	(46.6)	650.9	511.5	139.3
GETAH ASLI DAN SUSU GETAH NATURAL RUBBER AND NATURAL GUMS IN PRIMARY FORMS	9.8	-	9.8	7.8	0.0	7.8
KULIT DAN BULU BINATANG HIDES AND SKIN	0.0	0.1	(0.1)	0.4	0.1	0.4
GENTIAN ASLI NATURAL FIBRES	5.1	555.3	(550.2)	3.5	508.3	(504.8)
HASIL PERHUTANAN FORESTRY PRODUCTS	1,165.9	338.9	827.1	993.9	321.5	672.5
JUMLAH TOTAL	5,383.6	6,370.6	(987.0)	5,440.1	6,616.1	(1,176.0)

Nota/Notes:

¹ Binatang Ternakan/Livestock

² Tidak Termasuk Ikan Hiasan/Excluding Ornamental Fish

**JADUAL 16 : PERDAGANGAN LUAR NEGERI BAGI AGROMAKANAN DAN HASIL
PERTANIAN TERPILIH MENGIKUT NEGARA - NEW ZEALAND**
TABLE 16 : EXTERNAL TRADE FOR AGROFOOD AND SELECTED
AGRICULTURAL PRODUCTS BY COUNTRIES - NEW ZEALAND

KATEGORI CATEGORY	2022			2023		
	EKSPORT/ EXPORTS	IMPORT IMPORTS	IMBANGAN DAGANGAN/ BALANCE OF TRADE	EKSPORT/ EXPORTS	IMPORT IMPORTS	IMBANGAN DAGANGAN/ BALANCE OF TRADE
JUMLAH AGROMAKANAN TOTAL OF AGROFOOD	750.8	3,464.6	(2,713.8)	654.1	3,210.0	(2,555.9)
TERNAKAN LIVESTOCK	0.9	2,908.6	(2,907.7)	0.3	2,683.1	(2,682.8)
BINATANG HIDUP ¹ LIVE ANIMALS ¹	-	48.5	(48.5)	-	70.4	(70.4)
DAGING DAN SEDIAAN DAGING MEAT AND MEAT PREPARATIONS	0.6	423.2	(422.6)	0.0	210.8	(210.8)
HASIL TENUSU DAIRY PRODUCTS	0.3	2,436.9	(2,436.6)	0.2	2,401.9	(2,401.7)
TELUR UNGGAS POULTRY EGGS	-	-	-	0.0	-	0.0
PERIKANAN FISHERIES	18.1	29.3	(11.2)	14.2	28.7	(14.6)
IKAN, KRUSTASEA, MOLUSKA DAN SEDIAAN ² FISH, CRUSTACEANS, MOLLUSCS AND PREPARATIONS ²	18.1	29.3	(11.2)	14.2	28.7	(14.6)
TANAMAN FOOD CROPS	129.1	243.6	(114.5)	156.3	231.5	(75.2)
BIJIRIN DAN SEDIAAN BIJIRIN CEREALS AND CEREAL PREPARATIONS	46.3	17.1	29.2	56.7	12.2	44.5
SAYUR-SAYURAN VEGETABLES	1.4	61.0	(59.6)	5.4	71.3	(65.9)
BUAH-BUAHAN FRUITS	1.7	130.0	(128.2)	1.0	116.1	(115.1)
GULA, SEDIAAN GULA DAN MADU SUGARS, SUGAR PREPARATIONS AND HONEY	22.4	20.9	1.5	20.1	20.1	0.0
KOPI, KOKO, TEH, REMPAH DAN KELUARAN COFFEE, COCOA, TEA, SPICES AND MANUFACTURES	57.3	14.6	42.7	73.1	11.9	61.2
LAIN-LAIN OTHERS	602.8	283.1	319.6	483.4	266.7	216.8
BAHAN MAKANAN UNTUK TERNAKAN FEEDING STUFF FOR ANIMALS	537.5	9.9	527.6	426.2	7.6	418.6
KELUARAN DAN SEDIAAN MAKANAN LAIN MISCELLANEOUS EDIBLE PRODUCTS AND PREPARATIONS	65.3	273.2	(208.0)	57.3	259.1	(201.8)
JUMLAH KEPERLUAN PERTANIAN TOTAL OF AGRICULTURAL INPUTS	397.2	1.4	395.8	206.4	0.6	205.8
BAJA FERTILIZERS	324.5	0.1	324.5	155.2	0.0	155.2
UBAT-UBATAN VETERINAR VETERINARY MEDICAMENTS	-	-	-	0.0	0.0	(0.0)

**JADUAL 16 : PERDAGANGAN LUAR NEGERI BAGI AGROMAKANAN DAN HASIL
PERTANIAN TERPILIH MENGIKUT NEGARA - NEW ZEALAND**
TABLE 16 : EXTERNAL TRADE FOR AGROFOOD AND SELECTED
AGRICULTURAL PRODUCTS BY COUNTRIES - NEW ZEALAND

KATEGORI CATEGORY	2022			2023		
	EKSPORT/ EXPORTS	IMPORT IMPORTS	IMBANGAN DAGANGAN/ BALANCE OF TRADE	EKSPORT/ EXPORTS	IMPORT IMPORTS	IMBANGAN DAGANGAN/ BALANCE OF TRADE
UBAT PEMBUNUH KUMAN, UBAT SERANGGA DSB. DISINFECTANTS, INSECTICIDES, FUNGICIDES, WEED KILLERS AND ANTI-SPROUTING PRODUCTS, ETC.	45.7	0.1	45.7	17.4	0.0	17.4
JENTERA PERTANIAN (TERMASUK TRAKTOR) DAN ALAT GANTI AGRICULTURAL MACHINERY (INCLUDING TRACTORS) AND PARTS	26.9	1.3	25.7	33.8	0.6	33.2
JUMLAH KELUARAN PERTANIAN LAIN TOTAL OF OTHER AGRICULTURAL PRODUCTS	726.0	466.9	259.1	504.1	426.6	77.4
BINATANG HIDUP (BUKAN BINATANG TERNAKAN) LIVE ANIMALS (NON LIVESTOCK)	0.0	0.0	(0.0)	0.0	0.0	0.0
IKAN HIASAN ORNAMENTAL FISH	0.0	-	0.0	-	-	-
RUMPAI LAUT SEAWEED	-	0.1	(0.1)	0.0	-	0.0
LAIN-LAIN PRODUK IKAN OTHER FISH PRODUCTS	-	3.1	(3.1)	-	2.1	(2.1)
MINUMAN DAN TEMBAKAU BEVERAGES AND TOBACCO	4.9	11.6	(6.7)	12.2	11.6	0.6
MINYAK KELAPA SAWIT PALM OIL	175.7	2.1	173.6	91.2	-	91.2
MINYAK ISIRUNG KELAPA SAWIT PALM KERNEL OIL	19.9	21.9	(1.9)	17.9	1.5	16.4
BUNGA-BUNGAAN FLORICULTURE	1.5	-	1.5	2.4	-	2.4
BAHAN TANAMAN UNTUK PEMBIAKAN SEEDS AND BUDS FOR SOWING	0.0	0.2	(0.2)	0.0	0.9	(0.9)
LEMAK HAIWAN DAN SAYURAN/LAIN-LAIN BIJI-BIJI MINYAK ANIMAL AND VEGETABLE FATS/OTHER OIL SEEDS	375.9	115.2	260.7	253.8	108.8	145.0
GETAH ASLI DAN SUSU GETAH NATURAL RUBBER AND NATURAL GUMS IN PRIMARY FORMS	-	-	-	-	-	-
KULIT DAN BULU BINATANG HIDES AND SKIN	-	0.2	(0.2)	-	0.0	(0.0)
GENTIAN ASLI NATURAL FIBRES	0.0	0.3	(0.2)	0.0	0.4	(0.4)
HASIL PERHUTANAN FORESTRY PRODUCTS	148.1	312.4	(164.3)	126.5	301.3	(174.8)
JUMLAH TOTAL	1,874.1	3,933.0	(2,058.9)	1,364.7	3,637.3	(2,272.6)

Nota/Notes:

¹ Binatang Ternakan/Livestock

² Tidak Termasuk Ikan Hiasan/Excluding Ornamental Fish

**JADUAL 16 : PERDAGANGAN LUAR NEGERI BAGI AGROMAKANAN DAN HASIL
PERTANIAN TERPILIH MENGIKUT NEGARA - NEW ZEALAND**
TABLE 16 : EXTERNAL TRADE FOR AGROFOOD AND SELECTED
AGRICULTURAL PRODUCTS BY COUNTRIES - NEW ZEALAND

KATEGORI CATEGORY	2024			2025		
	EKSPORT/ EXPORTS	IMPORT IMPORTS	IMBANGAN DAGANGAN/ BALANCE OF TRADE	EKSPORT/ EXPORTS	IMPORT IMPORTS	IMBANGAN DAGANGAN/ BALANCE OF TRADE
JUMLAH AGROMAKANAN TOTAL OF AGROFOOD	875.6	3,494.8	(2,619.2)	762.9	3,513.4	(2,750.5)
TERNAKAN LIVESTOCK	0.2	2,801.6	(2,801.4)	0.2	2,913.6	(2,913.4)
BINATANG HIDUP ¹ LIVE ANIMALS ¹	-	80.0	(80.0)	-	82.5	(82.5)
DAGING DAN SEDIAAN DAGING MEAT AND MEAT PREPARATIONS	0.0	184.7	(184.7)	-	224.6	(224.6)
HASIL TENUSU DAIRY PRODUCTS	0.1	2,536.9	(2,536.9)	0.2	2,606.5	(2,606.3)
TELUR UNGGAS POULTRY EGGS	0.1	-	0.1	-	-	-
PERIKANAN FISHERIES	11.5	26.2	(14.6)	10.7	17.6	(6.9)
IKAN, KRUSTASEA, MOLUSKA DAN SEDIAAN ² FISH, CRUSTACEANS, MOLLUSCS AND PREPARATIONS ²	11.5	26.2	(14.6)	10.7	17.6	(6.9)
TANAMAN FOOD CROPS	233.0	288.2	(55.1)	214.9	286.9	(72.0)
BIJIRIN DAN SEDIAAN BIJIRIN CEREALS AND CEREAL PREPARATIONS	57.6	16.7	41.0	47.7	18.9	28.7
SAYUR-SAYURAN VEGETABLES	8.0	102.8	(94.7)	2.6	88.7	(86.0)
BUAH-BUAHAN FRUITS	0.5	142.1	(141.6)	0.5	157.7	(157.1)
GULA, SEDIAAN GULA DAN MADU SUGARS, SUGAR PREPARATIONS AND HONEY	30.6	16.3	14.3	26.9	11.3	15.6
KOPI, KOKO, TEH, REMPAH DAN KELUARAN COFFEE, COCOA, TEA, SPICES AND MANUFACTURES	136.3	10.3	126.0	137.1	10.4	126.7
LAIN-LAIN OTHERS	630.8	378.9	251.9	537.1	295.4	241.8
BAHAN MAKANAN UNTUK TERNAKAN FEEDING STUFF FOR ANIMALS	569.6	11.4	558.2	480.7	2.5	478.2
KELUARAN DAN SEDIAAN MAKANAN LAIN MISCELLANEOUS EDIBLE PRODUCTS AND PREPARATIONS	61.3	367.5	(306.2)	56.4	292.8	(236.4)
JUMLAH KEPERLUAN PERTANIAN TOTAL OF AGRICULTURAL INPUTS	280.3	3.1	277.2	109.7	7.0	102.6
BAJA FERTILIZERS	231.6	0.4	231.2	55.3	0.0	55.3
UBAT-UBATAN VETERINAR VETERINARY MEDICAMENTS	-	0.0	(0.0)	0.0	0.0	(0.0)

**JADUAL 16 : PERDAGANGAN LUAR NEGERI BAGI AGROMAKANAN DAN HASIL
PERTANIAN TERPILIH MENGIKUT NEGARA - NEW ZEALAND**
TABLE 16 : EXTERNAL TRADE FOR AGROFOOD AND SELECTED
AGRICULTURAL PRODUCTS BY COUNTRIES - NEW ZEALAND

KATEGORI CATEGORY	2024			2025		
	EKSPORT/ EXPORTS	IMPORT IMPORTS	IMBANGAN DAGANGAN/ BALANCE OF TRADE	EKSPORT/ EXPORTS	IMPORT IMPORTS	IMBANGAN DAGANGAN/ BALANCE OF TRADE
UBAT PEMBUNUH KUMAN, UBAT SERANGGA DSB. DISINFECTANTS, INSECTICIDES, FUNGICIDES, WEED KILLERS AND ANTI-SPROUTING PRODUCTS, ETC.	20.8	0.1	20.7	27.5	0.0	27.5
JENTERA PERTANIAN (TERMASUK TRAKTOR) DAN ALAT GANTI AGRICULTURAL MACHINERY (INCLUDING TRACTORS) AND PARTS	27.9	2.5	25.4	26.9	7.0	19.9
JUMLAH KELUARAN PERTANIAN LAIN TOTAL OF OTHER AGRICULTURAL PRODUCTS	591.1	530.8	60.3	739.8	437.3	302.5
BINATANG HIDUP (BUKAN BINATANG TERNAKAN) LIVE ANIMALS (NON LIVESTOCK)	0.0	0.0	(0.0)	0.0	0.0	(0.0)
IKAN HIASAN ORNAMENTAL FISH	-	-	-	-	-	-
RUMPAI LAUT SEAWEED	0.0	-	0.0	0.0	0.0	0.0
LAIN-LAIN PRODUK IKAN OTHER FISH PRODUCTS	-	3.2	(3.2)	-	2.7	(2.7)
MINUMAN DAN TEMBAKAU BEVERAGES AND TOBACCO	7.1	10.2	(3.1)	7.3	11.0	(3.7)
MINYAK KELAPA SAWIT PALM OIL	118.3	-	118.3	119.2	-	119.2
MINYAK ISIRUNG KELAPA SAWIT PALM KERNEL OIL	17.6	-	17.6	7.1	-	7.1
BUNGA-BUNGAAN FLORICULTURE	3.4	-	3.4	6.0	0.0	6.0
BAHAN TANAMAN UNTUK PEMBIAKAN SEEDS AND BUDS FOR SOWING	0.0	0.7	(0.7)	0.0	0.1	(0.0)
LEMAK HAIWAN DAN SAYURAN/LAIN-LAIN BIJI-BIJI MINYAK ANIMAL AND VEGETABLE FATS/OTHER OIL SEEDS	300.7	154.0	146.7	396.4	112.4	284.1
GETAH ASLI DAN SUSU GETAH NATURAL RUBBER AND NATURAL GUMS IN PRIMARY FORMS	0.1	-	0.1	0.1	-	0.1
KULIT DAN BULU BINATANG HIDES AND SKIN	0.0	0.0	(0.0)	-	0.0	(0.0)
GENTIAN ASLI NATURAL FIBRES	0.0	0.4	(0.4)	0.3	0.1	0.2
HASIL PERHUTANAN FORESTRY PRODUCTS	143.8	362.2	(218.4)	203.3	310.9	(107.6)
JUMLAH TOTAL	1,747.0	4,028.7	(2,281.7)	1,612.4	3,957.7	(2,345.4)

Nota/Notes:

¹ Binatang Ternakan/Livestock

² Tidak Termasuk Ikan Hiasan/Excluding Ornamental Fish

**JADUAL 17 : PERDAGANGAN LUAR NEGERI BAGI AGROMAKANAN DAN HASIL
PERTANIAN TERPILIH MENGIKUT NEGARA - NETHERLANDS**
TABLE 17 : EXTERNAL TRADE FOR AGROFOOD AND SELECTED
AGRICULTURAL PRODUCTS BY COUNTRIES - NETHERLANDS

KATEGORI CATEGORY	2022			2023		
	EKSPORT/ EXPORTS	IMPORT IMPORTS	IMBANGAN DAGANGAN/ BALANCE OF TRADE	EKSPORT/ EXPORTS	IMPORT IMPORTS	IMBANGAN DAGANGAN/ BALANCE OF TRADE
JUMLAH AGROMAKANAN TOTAL OF AGROFOOD	169.6	1,131.3	(961.7)	248.2	1,039.9	(791.6)
TERNAKAN LIVESTOCK	0.8	218.3	(217.5)	0.9	167.6	(166.7)
BINATANG HIDUP ¹ LIVE ANIMALS ¹	-	0.8	(0.8)	-	-	-
DAGING DAN SEDIAAN DAGING MEAT AND MEAT PREPARATIONS	0.4	94.1	(93.7)	0.9	34.9	(34.1)
HASIL TENUSU DAIRY PRODUCTS	0.4	121.5	(121.1)	0.0	131.1	(131.1)
TELUR UNGGAS POULTRY EGGS	-	2.0	(2.0)	0.0	1.5	(1.5)
PERIKANAN FISHERIES	-	44.2	(44.2)	0.3	49.4	(49.1)
IKAN, KRUSTASEA, MOLUSKA DAN SEDIAAN ² FISH, CRUSTACEANS, MOLLUSCS AND PREPARATIONS ²	-	44.2	(44.2)	0.3	49.4	(49.1)
TANAMAN FOOD CROPS	92.5	563.0	(470.5)	157.3	546.1	(388.8)
BIJIRIN DAN SEDIAAN BIJIRIN CEREALS AND CEREAL PREPARATIONS	3.9	22.6	(18.7)	7.0	26.6	(19.6)
SAYUR-SAYURAN VEGETABLES	0.6	386.1	(385.5)	0.4	322.9	(322.5)
BUAH-BUAHAN FRUITS	14.7	32.5	(17.7)	14.1	29.0	(14.9)
GULA, SEDIAAN GULA DAN MADU SUGARS, SUGAR PREPARATIONS AND HONEY	2.8	22.1	(19.2)	6.2	10.3	(4.1)
KOPI, KOKO, TEH, REMPAH DAN KELUARAN COFFEE, COCOA, TEA, SPICES AND MANUFACTURES	70.5	99.9	(29.4)	129.5	157.4	(27.8)
LAIN-LAIN OTHERS	76.3	305.8	(229.4)	89.8	276.8	(187.0)
BAHAN MAKANAN UNTUK TERNAKAN FEEDING STUFF FOR ANIMALS	53.2	39.6	13.6	60.1	32.7	27.5
KELUARAN DAN SEDIAAN MAKANAN LAIN MISCELLANEOUS EDIBLE PRODUCTS AND PREPARATIONS	23.1	266.2	(243.1)	29.7	244.2	(214.5)
JUMLAH KEPERLUAN PERTANIAN TOTAL OF AGRICULTURAL INPUTS	4.4	220.4	(215.9)	7.0	201.6	(194.6)
BAJA FERTILIZERS	-	132.0	(132.0)	0.1	87.2	(87.0)
UBAT-UBATAN VETERINAR VETERINARY MEDICAMENTS	-	32.8	(32.8)	0.0	40.2	(40.2)

**JADUAL 17 : PERDAGANGAN LUAR NEGERI BAGI AGROMAKANAN DAN HASIL
PERTANIAN TERPILIH MENGIKUT NEGARA - NETHERLANDS**
TABLE 17 : EXTERNAL TRADE FOR AGROFOOD AND SELECTED
AGRICULTURAL PRODUCTS BY COUNTRIES - NETHERLANDS

KATEGORI CATEGORY	2022			2023		
	EKSPORT/ EXPORTS	IMPORT IMPORTS	IMBANGAN DAGANGAN/ BALANCE OF TRADE	EKSPORT/ EXPORTS	IMPORT IMPORTS	IMBANGAN DAGANGAN/ BALANCE OF TRADE
UBAT PEMBUNUH KUMAN, UBAT SERANGGA DSB. DISINFECTANTS, INSECTICIDES, FUNGICIDES, WEED KILLERS AND ANTI-SPROUTING PRODUCTS, ETC.	0.0	33.8	(33.8)	0.2	25.1	(25.0)
JENTERA PERTANIAN (TERMASUK TRAKTOR) DAN ALAT GANTI AGRICULTURAL MACHINERY (INCLUDING TRACTORS) AND PARTS	4.4	21.8	(17.4)	6.7	49.1	(42.4)
JUMLAH KELUARAN PERTANIAN LAIN TOTAL OF OTHER AGRICULTURAL PRODUCTS	8,704.6	356.4	8,348.2	5,177.2	404.7	4,772.5
BINATANG HIDUP (BUKAN BINATANG TERNAKAN) LIVE ANIMALS (NON LIVESTOCK)	0.0	1.6	(1.6)	0.0	1.2	(1.2)
IKAN HIASAN ORNAMENTAL FISH	0.1	-	0.1	0.2	-	0.2
RUMPAI LAUT SEAWEED	-	-	-	0.0	0.0	(0.0)
LAIN-LAIN PRODUK IKAN OTHER FISH PRODUCTS	-	6.6	(6.6)	-	3.0	(3.0)
MINUMAN DAN TEMBAKAU BEVERAGES AND TOBACCO	63.3	145.9	(82.6)	53.3	86.6	(33.3)
MINYAK KELAPA SAWIT PALM OIL	3,365.2	-	3,365.2	1,745.5	-	1,745.5
MINYAK ISIRUNG KELAPA SAWIT PALM KERNEL OIL	2,484.3	-	2,484.3	1,099.4	-	1,099.4
BUNGA-BUNGAAN FLORICULTURE	0.2	1.1	(0.8)	0.0	1.2	(1.2)
BAHAN TANAMAN UNTUK PEMBIAKAN SEEDS AND BUDS FOR SOWING	2.7	4.9	(2.2)	2.2	10.3	(8.1)
LEMAK HAIWAN DAN SAYURAN/LAIN-LAIN BIJI-BIJI MINYAK ANIMAL AND VEGETABLE FATS/OTHER OIL SEEDS	2,114.7	115.3	1,999.4	1,591.4	153.6	1,437.8
GETAH ASLI DAN SUSU GETAH NATURAL RUBBER AND NATURAL GUMS IN PRIMARY FORMS	7.3	-	7.3	11.0	-	11.0
KULIT DAN BULU BINATANG HIDES AND SKIN	-	0.1	(0.1)	0.0	0.4	(0.4)
GENTIAN ASLI NATURAL FIBRES	112.2	0.0	112.2	93.5	1.0	92.6
HASIL PERHUTANAN FORESTRY PRODUCTS	554.4	80.8	473.6	580.7	147.4	433.2
JUMLAH TOTAL	8,878.6	1,708.1	7,170.5	5,432.5	1,646.2	3,786.2

Nota/Notes:

¹ Binatang Ternakan/Livestock

² Tidak Termasuk Ikan Hiasan/Excluding Ornamental Fish

**JADUAL 17 : PERDAGANGAN LUAR NEGERI BAGI AGROMAKANAN DAN HASIL
PERTANIAN TERPILIH MENGIKUT NEGARA - NETHERLANDS**
TABLE 17 : EXTERNAL TRADE FOR AGROFOOD AND SELECTED
AGRICULTURAL PRODUCTS BY COUNTRIES - NETHERLANDS

KATEGORI CATEGORY	2024			2025		
	EKSPORT/ EXPORTS	IMPORT IMPORTS	IMBANGAN DAGANGAN/ BALANCE OF TRADE	EKSPORT/ EXPORTS	IMPORT IMPORTS	IMBANGAN DAGANGAN/ BALANCE OF TRADE
JUMLAH AGROMAKANAN TOTAL OF AGROFOOD	482.5	1,115.9	(633.4)	306.2	1,117.2	(810.9)
TERNAKAN LIVESTOCK	1.7	148.3	(146.5)	2.6	237.1	(234.6)
BINATANG HIDUP ¹ LIVE ANIMALS ¹	-	0.0	(0.0)	-	-	-
DAGING DAN SEDIAAN DAGING MEAT AND MEAT PREPARATIONS	0.0	20.0	(20.0)	0.0	148.4	(148.4)
HASIL TENUSU DAIRY PRODUCTS	1.7	127.9	(126.2)	2.5	88.8	(86.2)
TELUR UNGGAS POULTRY EGGS	0.0	0.3	(0.3)	0.0	-	0.0
PERIKANAN FISHERIES	0.0	29.5	(29.4)	0.5	28.4	(27.9)
IKAN, KRUSTASEA, MOLUSKA DAN SEDIAAN ² FISH, CRUSTACEANS, MOLLUSCS AND PREPARATIONS ²	0.0	29.5	(29.4)	0.5	28.4	(27.9)
TANAMAN FOOD CROPS	373.8	640.5	(266.7)	204.0	541.1	(337.1)
BIJIRIN DAN SEDIAAN BIJIRIN CEREALS AND CEREAL PREPARATIONS	6.9	29.9	(23.0)	6.1	23.9	(17.8)
SAYUR-SAYURAN VEGETABLES	0.9	316.3	(315.5)	2.6	290.4	(287.8)
BUAH-BUAHAN FRUITS	18.3	26.9	(8.6)	17.9	21.5	(3.5)
GULA, SEDIAAN GULA DAN MADU SUGARS, SUGAR PREPARATIONS AND HONEY	4.7	5.2	(0.5)	24.5	4.9	19.6
KOPI, KOKO, TEH, REMPAH DAN KELUARAN COFFEE, COCOA, TEA, SPICES AND MANUFACTURES	343.0	262.2	80.8	152.9	200.5	(47.6)
LAIN-LAIN OTHERS	106.9	297.7	(190.8)	99.1	310.5	(211.4)
BAHAN MAKANAN UNTUK TERNAKAN FEEDING STUFF FOR ANIMALS	67.7	37.0	30.7	58.7	42.5	16.3
KELUARAN DAN SEDIAAN MAKANAN LAIN MISCELLANEOUS EDIBLE PRODUCTS AND PREPARATIONS	39.2	260.6	(221.4)	40.3	268.0	(227.7)
JUMLAH KEPERLUAN PERTANIAN TOTAL OF AGRICULTURAL INPUTS	4.0	261.2	(257.3)	7.2	258.3	(251.2)
BAJA FERTILIZERS	-	126.4	(126.4)	1.6	112.6	(111.0)
UBAT-UBATAN VETERINAR VETERINARY MEDICAMENTS	0.0	52.1	(52.1)	1.4	53.6	(52.2)

**JADUAL 17 : PERDAGANGAN LUAR NEGERI BAGI AGROMAKANAN DAN HASIL
PERTANIAN TERPILIH MENGIKUT NEGARA - NETHERLANDS**
TABLE 17 : EXTERNAL TRADE FOR AGROFOOD AND SELECTED
AGRICULTURAL PRODUCTS BY COUNTRIES - NETHERLANDS

KATEGORI CATEGORY	2024			2025		
	EKSPORT/ EXPORTS	IMPORT IMPORTS	IMBANGAN DAGANGAN/ BALANCE OF TRADE	EKSPORT/ EXPORTS	IMPORT IMPORTS	IMBANGAN DAGANGAN/ BALANCE OF TRADE
UBAT PEMBUNUH KUMAN, UBAT SERANGGA DSB. DISINFECTANTS, INSECTICIDES, FUNGICIDES, WEED KILLERS AND ANTI-SPROUTING PRODUCTS, ETC.	0.1	36.2	(36.1)	0.0	35.8	(35.8)
JENTERA PERTANIAN (TERMASUK TRAKTOR) DAN ALAT GANTI AGRICULTURAL MACHINERY (INCLUDING TRACTORS) AND PARTS	3.8	46.5	(42.6)	4.1	56.4	(52.2)
JUMLAH KELUARAN PERTANIAN LAIN TOTAL OF OTHER AGRICULTURAL PRODUCTS	5,728.3	326.8	5,401.5	5,525.3	317.1	5,208.2
BINATANG HIDUP (BUKAN BINATANG TERNAKAN) LIVE ANIMALS (NON LIVESTOCK)	0.2	0.7	(0.5)	0.2	1.2	(1.0)
IKAN HIASAN ORNAMENTAL FISH	0.3	-	0.3	0.2	-	0.2
RUMPAI LAUT SEAWEED	-	-	-	-	0.0	(0.0)
LAIN-LAIN PRODUK IKAN OTHER FISH PRODUCTS	-	0.7	(0.7)	-	0.3	(0.3)
MINUMAN DAN TEMBAKAU BEVERAGES AND TOBACCO	16.0	77.4	(61.3)	60.6	108.9	(48.3)
MINYAK KELAPA SAWIT PALM OIL	2,528.9	-	2,528.9	2,199.9	-	2,199.9
MINYAK ISIRUNG KELAPA SAWIT PALM KERNEL OIL	1,230.2	-	1,230.2	1,308.5	-	1,308.5
BUNGA-BUNGAAN FLORICULTURE	0.4	0.8	(0.4)	0.8	0.4	0.4
BAHAN TANAMAN UNTUK PEMBIAKAN SEEDS AND BUDS FOR SOWING	0.5	11.2	(10.7)	0.7	14.4	(13.8)
LEMAK HAIWAN DAN SAYURAN/LAIN-LAIN BIJI-BIJI MINYAK ANIMAL AND VEGETABLE FATS/OTHER OIL SEEDS	1,387.0	80.9	1,306.0	1,514.7	70.5	1,444.3
GETAH ASLI DAN SUSU GETAH NATURAL RUBBER AND NATURAL GUMS IN PRIMARY FORMS	4.9	-	4.9	4.7	-	4.7
KULIT DAN BULU BINATANG HIDES AND SKIN	-	0.6	(0.6)	-	0.2	(0.2)
GENTIAN ASLI NATURAL FIBRES	50.4	0.7	49.7	42.5	0.0	42.5
HASIL PERHUTANAN FORESTRY PRODUCTS	509.4	153.7	355.7	392.6	121.3	271.3
JUMLAH TOTAL	6,214.7	1,703.9	4,510.8	5,838.7	1,692.6	4,146.1

Nota/Notes :

¹ Binatang Ternakan/Livestock

² Tidak Termasuk Ikan Hiasan/Excluding Ornamental Fish

JADUAL 18 : PERDAGANGAN LUAR NEGERI BAGI AGROMAKANAN DAN HASIL PERTANIAN TERPILIH MENGIKUT NEGARA - PEOPLE'S REPUBLIC OF CHINA
TABLE 18 : EXTERNAL TRADE FOR AGROFOOD AND SELECTED AGRICULTURAL PRODUCTS BY COUNTRIES - PEOPLE'S REPUBLIC OF CHINA

KATEGORI CATEGORY	2022			2023		
	EKSPORT/ EXPORTS	IMPORT IMPORTS	IMBANGAN DAGANGAN/ BALANCE OF TRADE	EKSPORT/ EXPORTS	IMPORT IMPORTS	IMBANGAN DAGANGAN/ BALANCE OF TRADE
JUMLAH AGROMAKANAN TOTAL OF AGROFOOD	5,542.6	8,691.7	(3,149.1)	6,245.3	9,094.9	(2,849.6)
TERNAKAN LIVESTOCK	22.8	307.7	(284.9)	52.7	154.3	(101.5)
BINATANG HIDUP ¹ LIVE ANIMALS ¹	-	0.4	(0.4)	0.0	-	0.0
DAGING DAN SEDIAAN DAGING MEAT AND MEAT PREPARATIONS	5.0	302.2	(297.3)	37.8	149.8	(112.0)
HASIL TENUSU DAIRY PRODUCTS	17.8	5.1	12.8	15.0	1.0	14.0
TELUR UNGGAS POULTRY EGGS	-	0.1	(0.1)	0.0	3.6	(3.6)
PERIKANAN FISHERIES	1,029.2	1,531.0	(501.9)	1,229.3	1,316.9	(87.6)
IKAN, KRUSTASEA, MOLUSKA DAN SEDIAAN ² FISH, CRUSTACEANS, MOLLUSCS AND PREPARATIONS ²	1,029.2	1,531.0	(501.9)	1,229.3	1,316.9	(87.6)
TANAMAN FOOD CROPS	2,432.4	5,559.4	(3,126.9)	2,845.8	6,436.1	(3,590.3)
BIJIRIN DAN SEDIAAN BIJIRIN CEREALS AND CEREAL PREPARATIONS	248.5	255.6	(7.1)	242.5	262.6	(20.1)
SAYUR-SAYURAN VEGETABLES	5.2	2,835.1	(2,829.8)	6.4	3,497.5	(3,491.1)
BUAH-BUAHAN FRUITS	954.0	1,324.6	(370.6)	1,277.3	1,392.9	(115.7)
GULA, SEDIAAN GULA DAN MADU SUGARS, SUGAR PREPARATIONS AND HONEY	244.5	488.3	(243.8)	289.0	520.9	(231.9)
KOPI, KOKO, TEH, REMPAH DAN KELUARAN COFFEE, COCOA, TEA, SPICES AND MANUFACTURES	980.1	655.8	324.3	1,030.6	762.1	268.5
LAIN-LAIN OTHERS	2,058.2	1,293.6	764.6	2,117.4	1,187.6	929.8
BAHAN MAKANAN UNTUK TERNAKAN FEEDING STUFF FOR ANIMALS	478.0	368.2	109.8	512.8	378.2	134.5
KELUARAN DAN SEDIAAN MAKANAN LAIN MISCELLANEOUS EDIBLE PRODUCTS AND PREPARATIONS	1,580.2	925.4	654.8	1,604.6	809.3	795.3
JUMLAH KEPERLUAN PERTANIAN TOTAL OF AGRICULTURAL INPUTS	286.0	3,064.5	(2,778.4)	315.0	2,560.9	(2,245.9)
BAJA FERTILIZERS	7.1	1,871.7	(1,864.6)	8.2	1,512.4	(1,504.2)
UBAT-UBATAN VETERINAR VETERINARY MEDICAMENTS	-	36.5	(36.5)	0.0	5.6	(5.6)

**JADUAL 18 : PERDAGANGAN LUAR NEGERI BAGI AGROMAKANAN DAN HASIL
PERTANIAN TERPILIH MENGIKUT NEGARA - PEOPLE'S REPUBLIC OF CHINA**
TABLE 18 : EXTERNAL TRADE FOR AGROFOOD AND SELECTED
AGRICULTURAL PRODUCTS BY COUNTRIES - PEOPLE'S REPUBLIC OF CHINA

KATEGORI CATEGORY	RM JUTA/MILLION					
	2022			2023		
	EKSPORT/ EXPORTS	IMPORT IMPORTS	IMBANGAN DAGANGAN/ BALANCE OF TRADE	EKSPORT/ EXPORTS	IMPORT IMPORTS	IMBANGAN DAGANGAN/ BALANCE OF TRADE
UBAT PEMBUNUH KUMAN, UBAT SERANGGA DSB. DISINFECTANTS, INSECTICIDES, FUNGICIDES, WEED KILLERS AND ANTI-SPROUTING PRODUCTS, ETC.	260.1	515.2	(255.1)	299.5	433.7	(134.2)
JENTERA PERTANIAN (TERMASUK TRAKTOR) DAN ALAT GANTI AGRICULTURAL MACHINERY (INCLUDING TRACTORS) AND PARTS	18.8	641.1	(622.3)	7.3	609.2	(601.8)
JUMLAH KELUARAN PERTANIAN LAIN TOTAL OF OTHER AGRICULTURAL PRODUCTS	17,666.6	6,881.1	10,785.5	15,287.0	6,225.9	9,061.1
BINATANG HIDUP (BUKAN BINATANG TERNAKAN) LIVE ANIMALS (NON LIVESTOCK)	-	1.0	(1.0)	0.0	1.1	(1.1)
IKAN HIASAN ORNAMENTAL FISH	15.9	4.8	11.2	47.8	11.7	36.0
RUMPAI LAUT SEAWEED	0.5	41.7	(41.2)	0.0	39.6	(39.6)
LAIN-LAIN PRODUK IKAN OTHER FISH PRODUCTS	37.7	20.0	17.7	62.1	11.9	50.2
MINUMAN DAN TEMBAKAU BEVERAGES AND TOBACCO	62.5	79.5	(17.0)	155.1	132.1	23.0
MINYAK KELAPA SAWIT PALM OIL	5,082.1	3.0	5,079.1	4,280.9	0.1	4,280.8
MINYAK ISIRUNG KELAPA SAWIT PALM KERNEL OIL	1,215.2	163.3	1,051.9	690.7	40.7	650.0
BUNGA-BUNGAAN FLORICULTURE	1.1	18.6	(17.5)	1.8	16.5	(14.7)
BAHAN TANAMAN UNTUK PEMBIAKAN SEEDS AND BUDS FOR SOWING	0.4	27.9	(27.5)	0.3	32.4	(32.1)
LEMAK HAIWAN DAN SAYURAN/LAIN-LAIN BIJI-BIJI MINYAK ANIMAL AND VEGETABLE FATS/OTHER OIL SEEDS	4,063.4	1,552.0	2,511.3	1,428.9	1,034.5	394.4
GETAH ASLI DAN SUSU GETAH NATURAL RUBBER AND NATURAL GUMS IN PRIMARY FORMS	2,075.6	5.6	2,070.0	1,748.8	59.6	1,689.1
KULIT DAN BULU BINATANG HIDES AND SKIN	3.9	24.9	(21.0)	4.0	43.2	(39.2)
GENTIAN ASLI NATURAL FIBRES	941.6	197.6	744.1	1,015.4	134.6	880.7
HASIL PERHUTANAN FORESTRY PRODUCTS	4,166.5	4,741.2	(574.6)	5,851.2	4,667.7	1,183.5
JUMLAH TOTAL	23,495.2	18,637.3	4,857.9	21,847.3	17,881.6	3,965.6

Nota/Notes:

¹ Binatang Ternakan/Livestock

² Tidak Termasuk Ikan Hiasan/Excluding Ornamental Fish

JADUAL 18 : PERDAGANGAN LUAR NEGERI BAGI AGROMAKANAN DAN HASIL PERTANIAN TERPILIH MENGIKUT NEGARA - PEOPLE'S REPUBLIC OF CHINA
TABLE 18 : EXTERNAL TRADE FOR AGROFOOD AND SELECTED AGRICULTURAL PRODUCTS BY COUNTRIES - PEOPLE'S REPUBLIC OF CHINA

KATEGORI CATEGORY	2024			2025		
	EKSPORT/ EXPORTS	IMPORT IMPORTS	IMBANGAN DAGANGAN/ BALANCE OF TRADE	EKSPORT/ EXPORTS	IMPORT IMPORTS	IMBANGAN DAGANGAN/ BALANCE OF TRADE
JUMLAH AGROMAKANAN TOTAL OF AGROFOOD	5,779.7	11,384.2	(5,604.5)	6,396.2	10,917.5	(4,521.2)
TERNAKAN LIVESTOCK	99.4	266.8	(167.4)	63.7	397.0	(333.2)
BINATANG HIDUP ¹ LIVE ANIMALS ¹	-	-	-	-	-	-
DAGING DAN SEDIAAN DAGING MEAT AND MEAT PREPARATIONS	0.7	258.2	(257.5)	0.1	380.8	(380.7)
HASIL TENUSU DAIRY PRODUCTS	98.7	1.4	97.3	63.7	8.9	54.8
TELUR UNGGAS POULTRY EGGS	0.0	7.2	(7.2)	0.0	7.3	(7.3)
PERIKANAN FISHERIES	1,100.3	1,361.7	(261.4)	919.5	1,549.4	(629.9)
IKAN, KRUSTASEA, MOLUSKA DAN SEDIAAN ² FISH, CRUSTACEANS, MOLLUSCS AND PREPARATIONS ²	1,100.3	1,361.7	(261.4)	919.5	1,549.4	(629.9)
TANAMAN FOOD CROPS	2,876.8	8,429.3	(5,552.6)	3,574.4	7,412.2	(3,837.8)
BIJIRIN DAN SEDIAAN BIJIRIN CEREALS AND CEREAL PREPARATIONS	189.8	408.5	(218.7)	169.0	465.7	(296.7)
SAYUR-SAYURAN VEGETABLES	8.9	4,682.2	(4,673.4)	10.1	3,752.2	(3,742.1)
BUAH-BUAHAN FRUITS	1,122.2	1,869.8	(747.6)	1,219.0	1,778.8	(559.8)
GULA, SEDIAAN GULA DAN MADU SUGARS, SUGAR PREPARATIONS AND HONEY	278.8	678.2	(399.5)	670.9	726.4	(55.5)
KOPI, KOKO, TEH, REMPAH DAN KELUARAN COFFEE, COCOA, TEA, SPICES AND MANUFACTURES	1,277.2	790.6	486.6	1,505.3	689.1	816.2
LAIN-LAIN OTHERS	1,703.3	1,326.4	376.9	1,838.6	1,558.9	279.7
BAHAN MAKANAN UNTUK TERNAKAN FEEDING STUFF FOR ANIMALS	317.0	459.4	(142.4)	434.5	502.7	(68.2)
KELUARAN DAN SEDIAAN MAKANAN LAIN MISCELLANEOUS EDIBLE PRODUCTS AND PREPARATIONS	1,386.2	866.9	519.3	1,404.1	1,056.2	347.9
JUMLAH KEPERLUAN PERTANIAN TOTAL OF AGRICULTURAL INPUTS	222.6	2,420.8	(2,198.2)	214.4	2,681.3	(2,467.0)
BAJA FERTILIZERS	3.5	1,064.0	(1,060.6)	2.7	1,354.7	(1,352.0)
UBAT-UBATAN VETERINAR VETERINARY MEDICAMENTS	0.0	7.5	(7.5)	0.0	10.5	(10.4)

JADUAL 18 : PERDAGANGAN LUAR NEGERI BAGI AGROMAKANAN DAN HASIL PERTANIAN TERPILIH MENGIKUT NEGARA - PEOPLE'S REPUBLIC OF CHINA
TABLE 18 : EXTERNAL TRADE FOR AGROFOOD AND SELECTED AGRICULTURAL PRODUCTS BY COUNTRIES - PEOPLE'S REPUBLIC OF CHINA

KATEGORI CATEGORY	2024			2025		
	EKSPORT/ EXPORTS	IMPORT IMPORTS	IMBANGAN DAGANGAN/ BALANCE OF TRADE	EKSPORT/ EXPORTS	IMPORT IMPORTS	IMBANGAN DAGANGAN/ BALANCE OF TRADE
UBAT PEMBUNUH KUMAN, UBAT SERANGGA DSB. DISINFECTANTS, INSECTICIDES, FUNGICIDES, WEED KILLERS AND ANTI-SPROUTING PRODUCTS, ETC.	213.9	437.7	(223.8)	199.2	500.6	(301.4)
JENTERA PERTANIAN (TERMASUK TRAKTOR) DAN ALAT GANTI AGRICULTURAL MACHINERY (INCLUDING TRACTORS) AND PARTS	5.2	911.6	(906.4)	12.5	815.6	(803.0)
JUMLAH KELUARAN PERTANIAN LAIN TOTAL OF OTHER AGRICULTURAL PRODUCTS	17,424.4	8,072.3	9,352.2	15,202.2	8,989.9	6,212.3
BINATANG HIDUP (BUKAN BINATANG TERNAKAN) LIVE ANIMALS (NON LIVESTOCK)	1.9	1.5	0.4	0.9	3.1	(2.2)
IKAN HIASAN ORNAMENTAL FISH	32.6	7.2	25.4	24.7	3.0	21.7
RUMPAI LAUT SEAWEED	0.2	44.0	(43.8)	0.4	39.6	(39.2)
LAIN-LAIN PRODUK IKAN OTHER FISH PRODUCTS	83.4	7.2	76.2	54.8	10.2	44.5
MINUMAN DAN TEMBAKAU BEVERAGES AND TOBACCO	157.8	143.4	14.5	116.4	179.7	(63.3)
MINYAK KELAPA SAWIT PALM OIL	4,516.6	0.0	4,516.6	3,021.8	0.8	3,021.1
MINYAK ISIRUNG KELAPA SAWIT PALM KERNEL OIL	1,209.5	61.8	1,147.7	2,261.5	34.2	2,227.3
BUNGA-BUNGAAN FLORICULTURE	3.5	29.5	(26.0)	2.7	41.2	(38.5)
BAHAN TANAMAN UNTUK PEMBIAKAN SEEDS AND BUDS FOR SOWING	0.3	44.7	(44.4)	0.0	38.4	(38.4)
LEMAK HAIWAN DAN SAYURAN/LAIN-LAIN BIJI-BIJI MINYAK ANIMAL AND VEGETABLE FATS/OTHER OIL SEEDS	1,185.8	1,878.7	(692.8)	1,272.2	2,460.5	(1,188.4)
GETAH ASLI DAN SUSU GETAH NATURAL RUBBER AND NATURAL GUMS IN PRIMARY FORMS	1,731.0	11.2	1,719.8	1,778.7	14.8	1,763.8
KULIT DAN BULU BINATANG HIDES AND SKIN	5.6	43.4	(37.8)	7.6	37.9	(30.2)
GENTIAN ASLI NATURAL FIBRES	1,176.9	115.8	1,061.1	1,118.6	111.5	1,007.1
HASIL PERHUTANAN FORESTRY PRODUCTS	7,319.2	5,683.8	1,635.3	5,542.2	6,015.0	(472.8)
JUMLAH TOTAL	23,426.8	21,877.3	1,549.5	21,812.8	22,588.7	(775.8)

Nota/Notes:

¹ Binatang Ternakan/Livestock

² Tidak Termasuk Ikan Hiasan/Excluding Ornamental Fish

**JADUAL 19 : PERDAGANGAN LUAR NEGERI BAGI AGROMAKANAN DAN HASIL
PERTANIAN TERPILIH MENGIKUT NEGARA - THAILAND**
TABLE 19 : EXTERNAL TRADE FOR AGROFOOD AND SELECTED
AGRICULTURAL PRODUCTS BY COUNTRIES - THAILAND

KATEGORI CATEGORY	2022			2023		
	EKSPORT/ EXPORTS	IMPORT IMPORTS	IMBANGAN DAGANGAN/ BALANCE OF TRADE	EKSPORT/ EXPORTS	IMPORT IMPORTS	IMBANGAN DAGANGAN/ BALANCE OF TRADE
JUMLAH AGROMAKANAN TOTAL OF AGROFOOD	2,477.8	7,003.5	(4,525.6)	2,709.1	8,540.4	(5,831.3)
TERNAKAN LIVESTOCK	228.2	1,401.4	(1,173.2)	243.2	2,048.8	(1,805.5)
BINATANG HIDUP ¹ LIVE ANIMALS ¹	2.3	20.7	(18.4)	0.6	48.3	(47.7)
DAGING DAN SEDIAAN DAGING MEAT AND MEAT PREPARATIONS	145.0	1,188.5	(1,043.5)	214.1	1,776.7	(1,562.6)
HASIL TENUSU DAIRY PRODUCTS	77.3	192.0	(114.6)	27.3	223.7	(196.4)
TELUR UNGGAS POULTRY EGGS	3.5	0.2	3.3	1.3	0.0	1.3
PERIKANAN FISHERIES	167.1	694.9	(527.8)	184.4	756.8	(572.4)
IKAN, KRUSTASEA, MOLUSKA DAN SEDIAAN ² FISH, CRUSTACEANS, MOLLUSCS AND PREPARATIONS ²	167.1	694.9	(527.8)	184.4	756.8	(572.4)
TANAMAN FOOD CROPS	1,431.9	2,738.0	(1,306.1)	1,544.7	3,742.7	(2,198.0)
BIJIRIN DAN SEDIAAN BIJIRIN CEREALS AND CEREAL PREPARATIONS	381.8	645.5	(263.7)	432.7	1,247.5	(814.8)
SAYUR-SAYURAN VEGETABLES	196.8	404.3	(207.5)	273.4	411.4	(138.0)
BUAH-BUAHAN FRUITS	47.1	509.3	(462.2)	39.2	448.3	(409.1)
GULA, SEDIAAN GULA DAN MADU SUGARS, SUGAR PREPARATIONS AND HONEY	31.0	1,120.2	(1,089.2)	68.9	1,567.9	(1,499.0)
KOPI, KOKO, TEH, REMPAH DAN KELUARAN COFFEE, COCOA, TEA, SPICES AND MANUFACTURES	775.2	58.7	716.5	730.5	67.7	662.9
LAIN-LAIN OTHERS	650.6	2,169.1	(1,518.5)	736.8	1,992.1	(1,255.3)
BAHAN MAKANAN UNTUK TERNAKAN FEEDING STUFF FOR ANIMALS	50.4	972.3	(921.9)	91.5	814.7	(723.2)
KELUARAN DAN SEDIAAN MAKANAN LAIN MISCELLANEOUS EDIBLE PRODUCTS AND PREPARATIONS	600.2	1,196.8	(596.6)	645.3	1,177.4	(532.1)
JUMLAH KEPERLUAN PERTANIAN TOTAL OF AGRICULTURAL INPUTS	1,537.9	463.3	1,074.6	1,232.9	999.2	233.8
BAJA FERTILIZERS	1,244.0	28.7	1,215.3	971.0	24.2	946.8
UBAT-UBATAN VETERINAR VETERINARY MEDICAMENTS	1.1	3.1	(2.0)	0.0	3.8	(3.7)

**JADUAL 19 : PERDAGANGAN LUAR NEGERI BAGI AGROMAKANAN DAN HASIL
PERTANIAN TERPILIH MENGIKUT NEGARA - THAILAND**
TABLE 19 : EXTERNAL TRADE FOR AGROFOOD AND SELECTED
AGRICULTURAL PRODUCTS BY COUNTRIES - THAILAND

KATEGORI CATEGORY	RM JUTA/MILLION					
	2022			2023		
	EKSPORT/ EXPORTS	IMPORT IMPORTS	IMBANGAN DAGANGAN/ BALANCE OF TRADE	EKSPORT/ EXPORTS	IMPORT IMPORTS	IMBANGAN DAGANGAN/ BALANCE OF TRADE
UBAT PEMBUNUH KUMAN, UBAT SERANGGA DSB. DISINFECTANTS, INSECTICIDES, FUNGICIDES, WEED KILLERS AND ANTI-SPROUTING PRODUCTS, ETC.	186.2	255.6	(69.4)	152.0	221.5	(69.5)
JENTERA PERTANIAN (TERMASUK TRAKTOR) DAN ALAT GANTI AGRICULTURAL MACHINERY (INCLUDING TRACTORS) AND PARTS	106.7	175.9	(69.2)	110.0	749.7	(639.8)
JUMLAH KELUARAN PERTANIAN LAIN TOTAL OF OTHER AGRICULTURAL PRODUCTS	1,745.3	7,189.8	(5,444.6)	1,712.0	4,931.1	(3,219.1)
BINATANG HIDUP (BUKAN BINATANG TERNAKAN) LIVE ANIMALS (NON LIVESTOCK)	-	0.4	(0.4)	0.0	0.3	(0.3)
IKAN HIASAN ORNAMENTAL FISH	1.1	35.7	(34.6)	1.0	42.3	(41.3)
RUMPAI LAUT SEAWEED	3.1	1.6	1.5	3.7	3.3	0.4
LAIN-LAIN PRODUK IKAN OTHER FISH PRODUCTS	2.8	17.0	(14.3)	3.3	13.0	(9.7)
MINUMAN DAN TEMBAKAU BEVERAGES AND TOBACCO	226.6	261.0	(34.3)	258.0	312.2	(54.2)
MINYAK KELAPA SAWIT PALM OIL	93.5	3.7	89.8	201.6	-	201.6
MINYAK ISIRUNG KELAPA SAWIT PALM KERNEL OIL	68.1	1,070.4	(1,002.3)	84.4	368.8	(284.4)
BUNGA-BUNGAAN FLORICULTURE	29.7	6.0	23.7	26.6	9.8	16.8
BAHAN TANAMAN UNTUK PEMBIAKAN SEEDS AND BUDS FOR SOWING	7.1	101.1	(94.0)	5.8	20.1	(14.3)
LEMAK HAIWAN DAN SAYURAN/LAIN-LAIN BIJI-BIJI MINYAK ANIMAL AND VEGETABLE FATS/OTHER OIL SEEDS	341.5	820.9	(479.4)	229.6	591.0	(361.4)
GETAH ASLI DAN SUSU GETAH NATURAL RUBBER AND NATURAL GUMS IN PRIMARY FORMS	11.3	3,733.2	(3,721.9)	30.9	2,485.0	(2,454.1)
KULIT DAN BULU BINATANG HIDES AND SKIN	61.5	24.7	36.8	60.6	32.2	28.4
GENTIAN ASLI NATURAL FIBRES	88.2	37.2	51.0	80.5	23.8	56.6
HASIL PERHUTANAN FORESTRY PRODUCTS	810.7	1,076.9	(266.2)	726.1	1,029.3	(303.2)
JUMLAH TOTAL	5,761.0	14,656.6	(8,895.6)	5,654.1	14,470.7	(8,816.6)

Nota/Notes:

¹ Binatang Ternakan/Livestock

² Tidak Termasuk Ikan Hiasan/Excluding Ornamental Fish

**JADUAL 19 : PERDAGANGAN LUAR NEGERI BAGI AGROMAKANAN DAN HASIL
PERTANIAN TERPILIH MENGIKUT NEGARA - THAILAND**
TABLE 19 : EXTERNAL TRADE FOR AGROFOOD AND SELECTED
AGRICULTURAL PRODUCTS BY COUNTRIES - THAILAND

KATEGORI CATEGORY	2024			2025		
	EKSPORT/ EXPORTS	IMPORT IMPORTS	IMBANGAN DAGANGAN/ BALANCE OF TRADE	EKSPORT/ EXPORTS	IMPORT IMPORTS	IMBANGAN DAGANGAN/ BALANCE OF TRADE
JUMLAH AGROMAKANAN TOTAL OF AGROFOOD	3,211.4	7,662.8	(4,451.5)	3,444.1	7,250.0	(3,805.9)
TERNAKAN LIVESTOCK	157.5	1,905.7	(1,748.2)	174.8	2,022.7	(1,847.8)
BINATANG HIDUP ¹ LIVE ANIMALS ¹	1.8	50.2	(48.4)	2.1	96.6	(94.5)
DAGING DAN SEDIAAN DAGING MEAT AND MEAT PREPARATIONS	105.0	1,628.2	(1,523.2)	87.6	1,705.0	(1,617.4)
HASIL TENUSU DAIRY PRODUCTS	45.7	227.1	(181.4)	79.3	221.0	(141.8)
TELUR UNGGAS POULTRY EGGS	4.9	0.1	4.7	5.9	0.1	5.8
PERIKANAN FISHERIES	250.1	795.2	(545.0)	272.8	683.6	(410.7)
IKAN, KRUSTASEA, MOLUSKA DAN SEDIAAN ² FISH, CRUSTACEANS, MOLLUSCS AND PREPARATIONS ²	250.1	795.2	(545.0)	272.8	683.6	(410.7)
TANAMAN FOOD CROPS	2,034.5	2,896.7	(862.2)	2,278.4	2,585.7	(307.3)
BIJIRIN DAN SEDIAAN BIJIRIN CEREALS AND CEREAL PREPARATIONS	444.4	969.0	(524.6)	431.1	888.0	(456.8)
SAYUR-SAYURAN VEGETABLES	343.5	488.9	(145.4)	319.6	447.3	(127.7)
BUAH-BUAHAN FRUITS	45.7	412.8	(367.0)	33.2	421.4	(388.2)
GULA, SEDIAAN GULA DAN MADU SUGARS, SUGAR PREPARATIONS AND HONEY	85.7	958.2	(872.5)	53.4	758.2	(704.8)
KOPI, KOKO, TEH, REMPAH DAN KELUARAN COFFEE, COCOA, TEA, SPICES AND MANUFACTURES	1,115.1	67.7	1,047.4	1,441.0	70.8	1,370.2
LAIN-LAIN OTHERS	769.3	2,065.3	(1,296.1)	718.0	1,958.0	(1,240.0)
BAHAN MAKANAN UNTUK TERNAKAN FEEDING STUFF FOR ANIMALS	66.6	894.8	(828.3)	73.3	757.5	(684.3)
KELUARAN DAN SEDIAAN MAKANAN LAIN MISCELLANEOUS EDIBLE PRODUCTS AND PREPARATIONS	702.7	1,170.5	(467.8)	644.8	1,200.5	(555.7)
JUMLAH KEPERLUAN PERTANIAN TOTAL OF AGRICULTURAL INPUTS	888.1	1,251.3	(363.3)	1,018.3	804.2	214.1
BAJA FERTILIZERS	615.3	16.9	598.4	722.2	11.5	710.7
UBAT-UBATAN VETERINAR VETERINARY MEDICAMENTS	0.0	2.8	(2.8)	0.0	3.7	(3.7)

**JADUAL 19 : PERDAGANGAN LUAR NEGERI BAGI AGROMAKANAN DAN HASIL
PERTANIAN TERPILIH MENGIKUT NEGARA - THAILAND**
TABLE 19 : EXTERNAL TRADE FOR AGROFOOD AND SELECTED
AGRICULTURAL PRODUCTS BY COUNTRIES - THAILAND

KATEGORI CATEGORY	2024			2025		
	EKSPORT/ EXPORTS	IMPORT IMPORTS	IMBANGAN DAGANGAN/ BALANCE OF TRADE	EKSPORT/ EXPORTS	IMPORT IMPORTS	IMBANGAN DAGANGAN/ BALANCE OF TRADE
UBAT PEMBUNUH KUMAN, UBAT SERANGGA DSB. DISINFECTANTS, INSECTICIDES, FUNGICIDES, WEED KILLERS AND ANTI-SPROUTING PRODUCTS, ETC.	137.1	254.4	(117.2)	149.6	220.7	(71.1)
JENTERA PERTANIAN (TERMASUK TRAKTOR) DAN ALAT GANTI AGRICULTURAL MACHINERY (INCLUDING TRACTORS) AND PARTS	135.7	977.3	(841.7)	146.4	568.3	(421.9)
JUMLAH KELUARAN PERTANIAN LAIN TOTAL OF OTHER AGRICULTURAL PRODUCTS	1,705.4	6,248.7	(4,543.3)	1,729.6	6,082.6	(4,353.0)
BINATANG HIDUP (BUKAN BINATANG TERNAKAN) LIVE ANIMALS (NON LIVESTOCK)	0.0	0.3	(0.2)	0.0	0.3	(0.3)
IKAN HIASAN ORNAMENTAL FISH	0.7	29.0	(28.2)	0.5	12.2	(11.7)
RUMPAI LAUT SEAWEED	4.6	3.6	1.0	3.0	3.5	(0.5)
LAIN-LAIN PRODUK IKAN OTHER FISH PRODUCTS	3.6	12.4	(8.8)	3.3	6.8	(3.5)
MINUMAN DAN TEMBAKAU BEVERAGES AND TOBACCO	221.3	393.9	(172.6)	198.8	300.2	(101.4)
MINYAK KELAPA SAWIT PALM OIL	123.6	0.3	123.2	88.0	-	88.0
MINYAK ISIRUNG KELAPA SAWIT PALM KERNEL OIL	83.3	529.2	(445.9)	108.7	936.3	(827.6)
BUNGA-BUNGAAN FLORICULTURE	25.7	19.1	6.7	23.5	6.6	16.9
BAHAN TANAMAN UNTUK PEMBIAKAN SEEDS AND BUDS FOR SOWING	6.2	23.7	(17.5)	5.8	36.3	(30.5)
LEMAK HAIWAN DAN SAYURAN/LAIN-LAIN BIJI-BIJI MINYAK ANIMAL AND VEGETABLE FATS/OTHER OIL SEEDS	231.8	784.7	(552.9)	223.6	1,010.3	(786.7)
GETAH ASLI DAN SUSU GETAH NATURAL RUBBER AND NATURAL GUMS IN PRIMARY FORMS	19.2	3,141.6	(3,122.3)	6.6	2,528.9	(2,522.3)
KULIT DAN BULU BINATANG HIDES AND SKIN	51.4	32.7	18.7	59.5	23.0	36.5
GENTIAN ASLI NATURAL FIBRES	76.1	16.8	59.3	68.7	20.9	47.7
HASIL PERHUTANAN FORESTRY PRODUCTS	858.0	1,261.6	(403.6)	939.7	1,197.4	(257.7)
JUMLAH TOTAL	5,804.8	15,162.9	(9,358.1)	6,192.0	14,136.8	(7,944.8)

Nota/Notes:

¹ Binatang Ternakan/Livestock

² Tidak Termasuk Ikan Hiasan/Excluding Ornamental Fish

**JADUAL 20 : PERDAGANGAN LUAR NEGERI BAGI AGROMAKANAN DAN HASIL
PERTANIAN TERPILIH MENGIKUT NEGARA - SINGAPORE**
TABLE 20 : EXTERNAL TRADE FOR AGROFOOD AND SELECTED
AGRICULTURAL PRODUCTS BY COUNTRIES - SINGAPORE

KATEGORI CATEGORY	2022			2023		
	EKSPORT/ EXPORTS	IMPORT IMPORTS	IMBANGAN DAGANGAN/ BALANCE OF TRADE	EKSPORT/ EXPORTS	IMPORT IMPORTS	IMBANGAN DAGANGAN/ BALANCE OF TRADE
JUMLAH AGROMAKANAN TOTAL OF AGROFOOD	8,514.7	2,922.6	5,592.0	9,191.9	3,071.6	6,120.3
TERNAKAN LIVESTOCK	1,910.3	101.4	1,808.9	2,209.5	86.5	2,123.0
BINATANG HIDUP ¹ LIVE ANIMALS ¹	853.1	-	853.1	1,057.5	-	1,057.5
DAGING DAN SEDIAAN DAGING MEAT AND MEAT PREPARATIONS	227.1	24.1	203.1	202.5	26.7	175.8
HASIL TENUSU DAIRY PRODUCTS	208.7	77.3	131.3	295.3	59.8	235.6
TELUR UNGGAS POULTRY EGGS	621.4	-	621.4	654.2	0.0	654.2
PERIKANAN FISHERIES	731.8	94.4	637.4	742.5	112.4	630.1
IKAN, KRUSTASEA, MOLUSKA DAN SEDIAAN ² FISH, CRUSTACEANS, MOLLUSCS AND PREPARATIONS ²	731.8	94.4	637.4	742.5	112.4	630.1
TANAMAN FOOD CROPS	4,263.8	600.5	3,663.2	4,698.4	849.9	3,848.5
BIJIRIN DAN SEDIAAN BIJIRIN CEREALS AND CEREAL PREPARATIONS	884.3	208.4	676.0	995.6	233.2	762.3
SAYUR-SAYURAN VEGETABLES	813.8	15.3	798.4	913.7	17.3	896.4
BUAH-BUAHAN FRUITS	556.1	32.2	523.9	597.8	45.5	552.2
GULA, SEDIAAN GULA DAN MADU SUGARS, SUGAR PREPARATIONS AND HONEY	198.6	22.9	175.6	238.2	32.9	205.3
KOPI, KOKO, TEH, REMPAH DAN KELUARAN COFFEE, COCOA, TEA, SPICES AND MANUFACTURES	1,811.0	321.7	1,489.3	1,953.1	520.9	1,432.2
LAIN-LAIN OTHERS	1,608.8	2,126.3	(517.6)	1,541.5	2,022.8	(481.3)
BAHAN MAKANAN UNTUK TERNAKAN FEEDING STUFF FOR ANIMALS	466.6	119.7	346.9	351.3	136.8	214.6
KELUARAN DAN SEDIAAN MAKANAN LAIN MISCELLANEOUS EDIBLE PRODUCTS AND PREPARATIONS	1,142.1	2,006.6	(864.5)	1,190.1	1,886.0	(695.9)
JUMLAH KEPERLUAN PERTANIAN TOTAL OF AGRICULTURAL INPUTS	219.7	139.6	80.1	90.9	199.1	(108.2)
BAJA FERTILIZERS	125.1	56.5	68.6	16.4	59.5	(43.1)
UBAT-UBATAN VETERINAR VETERINARY MEDICAMENTS	5.8	8.9	(3.1)	6.0	39.7	(33.7)

**JADUAL 20 : PERDAGANGAN LUAR NEGERI BAGI AGROMAKANAN DAN HASIL
PERTANIAN TERPILIH MENGIKUT NEGARA - SINGAPORE**
TABLE 20 : EXTERNAL TRADE FOR AGROFOOD AND SELECTED
AGRICULTURAL PRODUCTS BY COUNTRIES - SINGAPORE

KATEGORI CATEGORY	RM JUTA/MILLION					
	2022			2023		
	EKSPORT/ EXPORTS	IMPORT IMPORTS	IMBANGAN DAGANGAN/ BALANCE OF TRADE	EKSPORT/ EXPORTS	IMPORT IMPORTS	IMBANGAN DAGANGAN/ BALANCE OF TRADE
UBAT PEMBUNUH KUMAN, UBAT SERANGGA DSB. DISINFECTANTS, INSECTICIDES, FUNGICIDES, WEED KILLERS AND ANTI-SPROUTING PRODUCTS, ETC.	70.5	60.0	10.5	45.4	66.5	(21.1)
JENTERA PERTANIAN (TERMASUK TRAKTOR) DAN ALAT GANTI AGRICULTURAL MACHINERY (INCLUDING TRACTORS) AND PARTS	18.4	14.2	4.2	23.1	33.3	(10.2)
JUMLAH KELUARAN PERTANIAN LAIN TOTAL OF OTHER AGRICULTURAL PRODUCTS	6,748.7	1,318.3	5,430.4	7,703.1	1,228.1	6,475.0
BINATANG HIDUP (BUKAN BINATANG TERNAKAN) LIVE ANIMALS (NON LIVESTOCK)	2.6	-	2.6	3.7	0.0	3.6
IKAN HIASAN ORNAMENTAL FISH	13.3	2.7	10.6	13.4	2.5	10.9
RUMPAI LAUT SEAWEED	0.2	6.4	(6.2)	0.3	8.4	(8.1)
LAIN-LAIN PRODUK IKAN OTHER FISH PRODUCTS	50.7	0.0	50.7	115.3	1.6	113.8
MINUMAN DAN TEMBAKAU BEVERAGES AND TOBACCO	1,393.0	385.5	1,007.5	1,520.7	391.5	1,129.2
MINYAK KELAPA SAWIT PALM OIL	1,224.9	57.5	1,167.4	786.7	50.3	736.4
MINYAK ISIRUNG KELAPA SAWIT PALM KERNEL OIL	301.8	48.8	253.0	149.6	6.4	143.2
BUNGA-BUNGAAN FLORICULTURE	61.0	0.1	60.9	80.7	0.0	80.7
BAHAN TANAMAN UNTUK PEMBIAKAN SEEDS AND BUDS FOR SOWING	72.8	0.0	72.8	108.4	0.2	108.3
LEMAK HAIWAN DAN SAYURAN/LAIN-LAIN BIJI-BIJI MINYAK ANIMAL AND VEGETABLE FATS/OTHER OIL SEEDS	1,490.4	267.0	1,223.4	2,810.0	241.2	2,568.8
GETAH ASLI DAN SUSU GETAH NATURAL RUBBER AND NATURAL GUMS IN PRIMARY FORMS	0.4	0.1	0.3	0.6	1.7	(1.1)
KULIT DAN BULU BINATANG HIDES AND SKIN	9.7	0.8	8.9	7.7	2.2	5.5
GENTIAN ASLI NATURAL FIBRES	11.2	0.1	11.1	9.7	0.9	8.8
HASIL PERHUTANAN FORESTRY PRODUCTS	2,116.7	549.2	1,567.5	2,096.3	521.2	1,575.0
JUMLAH TOTAL	15,483.0	4,380.6	11,102.5	16,985.8	4,498.7	12,487.1

Nota/Notes:

¹ Binatang Ternakan/Livestock

² Tidak Termasuk Ikan Hiasan/Excluding Ornamental Fish

**JADUAL 20 : PERDAGANGAN LUAR NEGERI BAGI AGROMAKANAN DAN HASIL
PERTANIAN TERPILIH MENGIKUT NEGARA - SINGAPORE**
TABLE 20 : EXTERNAL TRADE FOR AGROFOOD AND SELECTED
AGRICULTURAL PRODUCTS BY COUNTRIES - SINGAPORE

KATEGORI CATEGORY	2024			2025		
	EKSPORT/ EXPORTS	IMPORT IMPORTS	IMBANGAN DAGANGAN/ BALANCE OF TRADE	EKSPORT/ EXPORTS	IMPORT IMPORTS	IMBANGAN DAGANGAN/ BALANCE OF TRADE
JUMLAH AGROMAKANAN TOTAL OF AGROFOOD	11,250.4	2,997.7	8,252.7	11,645.6	2,968.0	8,677.7
TERNAKAN LIVESTOCK	2,115.5	88.1	2,027.4	1,940.3	91.8	1,848.5
BINATANG HIDUP ¹ LIVE ANIMALS ¹	1,045.8	0.1	1,045.7	990.1	-	990.1
DAGING DAN SEDIAAN DAGING MEAT AND MEAT PREPARATIONS	225.9	10.6	215.3	221.9	14.0	207.9
HASIL TENUSU DAIRY PRODUCTS	316.3	77.4	238.9	267.7	77.8	189.9
TELUR UNGGAS POULTRY EGGS	527.5	0.0	527.5	460.6	0.0	460.6
PERIKANAN FISHERIES	747.8	108.0	639.8	769.1	98.4	670.7
IKAN, KRUSTASEA, MOLUSKA DAN SEDIAAN ² FISH, CRUSTACEANS, MOLLUSCS AND PREPARATIONS ²	747.8	108.0	639.8	769.1	98.4	670.7
TANAMAN FOOD CROPS	6,854.8	929.3	5,925.5	7,379.4	1,075.8	6,303.6
BIJIRIN DAN SEDIAAN BIJIRIN CEREALS AND CEREAL PREPARATIONS	1,068.2	249.4	818.8	1,021.7	204.9	816.8
SAYUR-SAYURAN VEGETABLES	1,006.8	23.3	983.4	1,087.6	29.5	1,058.1
BUAH-BUAHAN FRUITS	588.5	42.9	545.5	607.4	33.5	573.9
GULA, SEDIAAN GULA DAN MADU SUGARS, SUGAR PREPARATIONS AND HONEY	251.2	37.2	214.1	206.1	41.5	164.7
KOPI, KOKO, TEH, REMPAH DAN KELUARAN COFFEE, COCOA, TEA, SPICES AND MANUFACTURES	3,940.1	576.4	3,363.7	4,456.5	766.4	3,690.1
LAIN-LAIN OTHERS	1,532.3	1,872.3	(340.0)	1,556.9	1,702.0	(145.1)
BAHAN MAKANAN UNTUK TERNAKAN FEEDING STUFF FOR ANIMALS	274.8	144.4	130.5	248.8	139.3	109.5
KELUARAN DAN SEDIAAN MAKANAN LAIN MISCELLANEOUS EDIBLE PRODUCTS AND PREPARATIONS	1,257.5	1,728.0	(470.5)	1,308.1	1,562.7	(254.6)
JUMLAH KEPERLUAN PERTANIAN TOTAL OF AGRICULTURAL INPUTS	106.0	247.1	(141.1)	124.5	325.2	(200.7)
BAJA FERTILIZERS	14.0	38.7	(24.7)	12.0	64.5	(52.6)
UBAT-UBATAN VETERINAR VETERINARY MEDICAMENTS	4.2	83.1	(78.9)	5.4	131.5	(126.1)

**JADUAL 20 : PERDAGANGAN LUAR NEGERI BAGI AGROMAKANAN DAN HASIL
PERTANIAN TERPILIH MENGIKUT NEGARA - SINGAPORE**
TABLE 20 : EXTERNAL TRADE FOR AGROFOOD AND SELECTED
AGRICULTURAL PRODUCTS BY COUNTRIES - SINGAPORE

KATEGORI CATEGORY	2024			2025		
	EKSPORT/ EXPORTS	IMPORT IMPORTS	IMBANGAN DAGANGAN/ BALANCE OF TRADE	EKSPORT/ EXPORTS	IMPORT IMPORTS	IMBANGAN DAGANGAN/ BALANCE OF TRADE
UBAT PEMBUNUH KUMAN, UBAT SERANGGA DSB. DISINFECTANTS, INSECTICIDES, FUNGICIDES, WEED KILLERS AND ANTI-SPROUTING PRODUCTS, ETC.	62.5	63.9	(1.4)	46.6	56.9	(10.3)
JENTERA PERTANIAN (TERMASUK TRAKTOR) DAN ALAT GANTI AGRICULTURAL MACHINERY (INCLUDING TRACTORS) AND PARTS	25.2	61.3	(36.1)	60.5	72.2	(11.7)
JUMLAH KELUARAN PERTANIAN LAIN TOTAL OF OTHER AGRICULTURAL PRODUCTS	6,991.2	1,250.4	5,740.9	7,360.9	1,147.1	6,213.8
BINATANG HIDUP (BUKAN BINATANG TERNAKAN) LIVE ANIMALS (NON LIVESTOCK)	3.9	0.1	3.8	3.4	0.1	3.4
IKAN HIASAN ORNAMENTAL FISH	14.2	1.6	12.6	15.0	1.4	13.6
RUMPAI LAUT SEAWEED	0.4	12.6	(12.2)	0.4	8.6	(8.2)
LAIN-LAIN PRODUK IKAN OTHER FISH PRODUCTS	28.6	3.8	24.8	24.1	5.4	18.8
MINUMAN DAN TEMBAKAU BEVERAGES AND TOBACCO	1,443.7	385.6	1,058.1	1,368.6	339.2	1,029.3
MINYAK KELAPA SAWIT PALM OIL	852.7	59.8	792.9	977.2	75.3	901.9
MINYAK ISIRUNG KELAPA SAWIT PALM KERNEL OIL	292.4	19.7	272.7	181.4	18.7	162.7
BUNGA-BUNGAAN FLORICULTURE	81.3	0.1	81.2	84.6	0.0	84.6
BAHAN TANAMAN UNTUK PEMBIAKAN SEEDS AND BUDS FOR SOWING	116.9	0.1	116.8	109.0	0.2	108.8
LEMAK HAIWAN DAN SAYURAN/LAIN-LAIN BIJI-BIJI MINYAK ANIMAL AND VEGETABLE FATS/OTHER OIL SEEDS	2,125.9	405.8	1,720.1	2,652.0	400.1	2,251.9
GETAH ASLI DAN SUSU GETAH NATURAL RUBBER AND NATURAL GUMS IN PRIMARY FORMS	0.7	5.9	(5.2)	0.5	3.9	(3.4)
KULIT DAN BULU BINATANG HIDES AND SKIN	2.7	1.5	1.2	3.6	4.0	(0.4)
GENTIAN ASLI NATURAL FIBRES	11.7	0.4	11.3	5.7	0.3	5.5
HASIL PERHUTANAN FORESTRY PRODUCTS	2,016.2	353.4	1,662.8	1,935.3	289.9	1,645.4
JUMLAH TOTAL	18,347.6	4,495.2	13,852.5	19,131.0	4,440.3	14,690.7

Nota/Notes:

¹ Binatang Ternakan/Livestock

² Tidak Termasuk Ikan Hiasan/Excluding Ornamental Fish

**JADUAL 21 : PERDAGANGAN LUAR NEGERI BAGI AGROMAKANAN DAN HASIL
PERTANIAN TERPILIH MENGIKUT NEGARA - INDONESIA**
TABLE 21 : EXTERNAL TRADE FOR AGROFOOD AND SELECTED
AGRICULTURAL PRODUCTS BY COUNTRIES - INDONESIA

KATEGORI CATEGORY	2022			2023		
	EKSPORT/ EXPORTS	IMPORT IMPORTS	IMBANGAN DAGANGAN/ BALANCE OF TRADE	EKSPORT/ EXPORTS	IMPORT IMPORTS	IMBANGAN DAGANGAN/ BALANCE OF TRADE
JUMLAH AGROMAKANAN TOTAL OF AGROFOOD	2,597.9	4,345.3	(1,747.4)	2,720.0	4,486.3	(1,766.3)
TERNAKAN LIVESTOCK	96.6	77.0	19.6	115.5	15.9	99.6
BINATANG HIDUP ¹ LIVE ANIMALS ¹	-	1.2	(1.2)	0.0	-	0.0
DAGING DAN SEDIAAN DAGING MEAT AND MEAT PREPARATIONS	7.0	1.4	5.6	11.2	1.5	9.8
HASIL TENUSU DAIRY PRODUCTS	87.2	74.2	13.1	103.7	14.4	89.3
TELUR UNGGAS POULTRY EGGS	2.4	0.3	2.1	0.5	-	0.5
PERIKANAN FISHERIES	115.8	766.8	(651.0)	95.5	794.8	(699.3)
IKAN, KRUSTASEA, MOLUSKA DAN SEDIAAN ² FISH, CRUSTACEANS, MOLLUSCS AND PREPARATIONS ²	115.8	766.8	(651.0)	95.5	794.8	(699.3)
TANAMAN FOOD CROPS	1,414.3	2,171.4	(757.1)	1,623.2	2,135.8	(512.6)
BIJIRIN DAN SEDIAAN BIJIRIN CEREALS AND CEREAL PREPARATIONS	585.1	397.3	187.8	608.6	418.5	190.0
SAYUR-SAYURAN VEGETABLES	68.6	63.0	5.6	126.3	69.9	56.4
BUAH-BUAHAN FRUITS	50.4	392.5	(342.1)	115.4	355.1	(239.7)
GULA, SEDIAAN GULA DAN MADU SUGARS, SUGAR PREPARATIONS AND HONEY	129.2	118.9	10.3	146.2	137.8	8.4
KOPI, KOKO, TEH, REMPAH DAN KELUARAN COFFEE, COCOA, TEA, SPICES AND MANUFACTURES	581.1	1,199.7	(618.7)	626.7	1,154.4	(527.7)
LAIN-LAIN OTHERS	971.2	1,330.1	(358.9)	885.8	1,539.8	(654.0)
BAHAN MAKANAN UNTUK TERNAKAN FEEDING STUFF FOR ANIMALS	41.4	36.6	4.8	14.1	136.8	(122.7)
KELUARAN DAN SEDIAAN MAKANAN LAIN MISCELLANEOUS EDIBLE PRODUCTS AND PREPARATIONS	929.8	1,293.5	(363.7)	871.6	1,403.0	(531.4)
JUMLAH KEPERLUAN PERTANIAN TOTAL OF AGRICULTURAL INPUTS	460.0	391.2	68.9	408.2	199.6	208.6
BAJA FERTILIZERS	199.1	206.6	(7.5)	197.4	56.9	140.6
UBAT-UBATAN VETERINAR VETERINARY MEDICAMENTS	0.5	7.1	(6.6)	0.2	9.8	(9.6)

**JADUAL 21 : PERDAGANGAN LUAR NEGERI BAGI AGROMAKANAN DAN HASIL
PERTANIAN TERPILIH MENGIKUT NEGARA - INDONESIA**
TABLE 21 : EXTERNAL TRADE FOR AGROFOOD AND SELECTED
AGRICULTURAL PRODUCTS BY COUNTRIES - INDONESIA

KATEGORI CATEGORY	2022			2023		
	EKSPORT/ EXPORTS	IMPORT IMPORTS	IMBANGAN DAGANGAN/ BALANCE OF TRADE	EKSPORT/ EXPORTS	IMPORT IMPORTS	IMBANGAN DAGANGAN/ BALANCE OF TRADE
UBAT PEMBUNUH KUMAN, UBAT SERANGGA DSB. DISINFECTANTS, INSECTICIDES, FUNGICIDES, WEED KILLERS AND ANTI-SPROUTING PRODUCTS, ETC.	132.5	169.1	(36.6)	101.8	126.7	(24.9)
JENTERA PERTANIAN (TERMASUK TRAKTOR) DAN ALAT GANTI AGRICULTURAL MACHINERY (INCLUDING TRACTORS) AND PARTS	128.0	8.4	119.6	108.8	6.3	102.6
JUMLAH KELUARAN PERTANIAN LAIN TOTAL OF OTHER AGRICULTURAL PRODUCTS	1,454.8	13,711.1	(12,256.2)	1,345.0	9,710.2	(8,365.2)
BINATANG HIDUP (BUKAN BINATANG TERNAKAN) LIVE ANIMALS (NON LIVESTOCK)	0.1	0.2	(0.2)	0.0	0.0	(0.0)
IKAN HIASAN ORNAMENTAL FISH	0.1	3.7	(3.6)	0.0	4.4	(4.4)
RUMPAI LAUT SEAWEED	0.2	10.9	(10.7)	0.2	16.2	(16.0)
LAIN-LAIN PRODUK IKAN OTHER FISH PRODUCTS	0.0	3.7	(3.7)	-	2.7	(2.7)
MINUMAN DAN TEMBAKAU BEVERAGES AND TOBACCO	353.1	386.7	(33.6)	269.7	406.5	(136.8)
MINYAK KELAPA SAWIT PALM OIL	2.1	5,898.0	(5,895.9)	2.6	3,568.3	(3,565.7)
MINYAK ISIRUNG KELAPA SAWIT PALM KERNEL OIL	24.4	902.8	(878.4)	26.4	508.6	(482.2)
BUNGA-BUNGAAN FLORICULTURE	0.0	4.8	(4.8)	0.3	4.5	(4.2)
BAHAN TANAMAN UNTUK PEMBIAKAN SEEDS AND BUDS FOR SOWING	1.9	17.8	(15.9)	3.1	24.7	(21.6)
LEMAK HAIWAN DAN SAYURAN/LAIN-LAIN BIJI-BIJI MINYAK ANIMAL AND VEGETABLE FATS/OTHER OIL SEEDS	489.5	3,331.7	(2,842.2)	452.0	2,374.4	(1,922.4)
GETAH ASLI DAN SUSU GETAH NATURAL RUBBER AND NATURAL GUMS IN PRIMARY FORMS	0.4	8.1	(7.7)	1.4	0.1	1.4
KULIT DAN BULU BINATANG HIDES AND SKIN	10.4	16.2	(5.8)	16.0	11.6	4.4
GENTIAN ASLI NATURAL FIBRES	24.4	61.6	(37.3)	31.2	27.0	4.2
HASIL PERHUTANAN FORESTRY PRODUCTS	548.3	3,064.7	(2,516.4)	542.1	2,761.2	(2,219.1)
JUMLAH TOTAL	4,512.7	18,447.5	(13,934.8)	4,473.2	14,396.1	(9,922.9)

Nota/Notes:

¹ Binatang Ternakan/Livestock

² Tidak Termasuk Ikan Hiasan/Excluding Ornamental Fish

**JADUAL 21 : PERDAGANGAN LUAR NEGERI BAGI AGROMAKANAN DAN HASIL
PERTANIAN TERPILIH MENGIKUT NEGARA - INDONESIA**
TABLE 21 : EXTERNAL TRADE FOR AGROFOOD AND SELECTED
AGRICULTURAL PRODUCTS BY COUNTRIES - INDONESIA

KATEGORI CATEGORY	2024			2025		
	EKSPORT/ EXPORTS	IMPORT IMPORTS	IMBANGAN DAGANGAN/ BALANCE OF TRADE	EKSPORT/ EXPORTS	IMPORT IMPORTS	IMBANGAN DAGANGAN/ BALANCE OF TRADE
JUMLAH AGROMAKANAN TOTAL OF AGROFOOD	3,596.4	6,015.4	(2,419.0)	3,605.2	6,297.6	(2,692.4)
TERNAKAN LIVESTOCK	119.2	13.3	105.9	119.1	15.1	104.0
BINATANG HIDUP ¹ LIVE ANIMALS ¹	-	-	-	-	-	-
DAGING DAN SEDIAAN DAGING MEAT AND MEAT PREPARATIONS	8.5	1.2	7.2	14.4	1.8	12.6
HASIL TENUSU DAIRY PRODUCTS	106.8	12.0	94.8	93.4	13.4	80.0
TELUR UNGGAS POULTRY EGGS	3.9	-	3.9	11.4	-	11.4
PERIKANAN FISHERIES	91.3	802.4	(711.1)	91.6	764.6	(673.0)
IKAN, KRUSTASEA, MOLUSKA DAN SEDIAAN ² FISH, CRUSTACEANS, MOLLUSCS AND PREPARATIONS ²	91.3	802.4	(711.1)	91.6	764.6	(673.0)
TANAMAN FOOD CROPS	2,409.9	3,341.1	(931.2)	2,325.9	3,401.4	(1,075.5)
BIJIRIN DAN SEDIAAN BIJIRIN CEREALS AND CEREAL PREPARATIONS	681.1	484.8	196.3	609.8	452.2	157.6
SAYUR-SAYURAN VEGETABLES	53.2	90.7	(37.5)	64.9	85.7	(20.8)
BUAH-BUAHAN FRUITS	111.9	509.6	(397.7)	61.5	637.3	(575.8)
GULA, SEDIAAN GULA DAN MADU SUGARS, SUGAR PREPARATIONS AND HONEY	165.8	123.1	42.7	165.6	113.2	52.3
KOPI, KOKO, TEH, REMPAH DAN KELUARAN COFFEE, COCOA, TEA, SPICES AND MANUFACTURES	1,397.9	2,132.9	(735.0)	1,424.1	2,112.9	(688.8)
LAIN-LAIN OTHERS	976.0	1,858.7	(882.6)	1,068.6	2,116.5	(1,047.9)
BAHAN MAKANAN UNTUK TERNAKAN FEEDING STUFF FOR ANIMALS	10.3	146.1	(135.9)	6.1	28.9	(22.8)
KELUARAN DAN SEDIAAN MAKANAN LAIN MISCELLANEOUS EDIBLE PRODUCTS AND PREPARATIONS	965.7	1,712.5	(746.8)	1,062.5	2,087.6	(1,025.1)
JUMLAH KEPERLUAN PERTANIAN TOTAL OF AGRICULTURAL INPUTS	360.9	332.0	28.9	317.3	256.6	60.8
BAJA FERTILIZERS	160.8	127.9	32.9	122.3	74.9	47.4
UBAT-UBATAN VETERINAR VETERINARY MEDICAMENTS	0.4	11.5	(11.1)	1.0	10.8	(9.8)

**JADUAL 21 : PERDAGANGAN LUAR NEGERI BAGI AGROMAKANAN DAN HASIL
PERTANIAN TERPILIH MENGIKUT NEGARA - INDONESIA**
TABLE 21 : EXTERNAL TRADE FOR AGROFOOD AND SELECTED
AGRICULTURAL PRODUCTS BY COUNTRIES - INDONESIA

KATEGORI CATEGORY	2024			2025		
	EKSPORT/ EXPORTS	IMPORT IMPORTS	IMBANGAN DAGANGAN/ BALANCE OF TRADE	EKSPORT/ EXPORTS	IMPORT IMPORTS	IMBANGAN DAGANGAN/ BALANCE OF TRADE
UBAT PEMBUNUH KUMAN, UBAT SERANGGA DSB. DISINFECTANTS, INSECTICIDES, FUNGICIDES, WEED KILLERS AND ANTI-SPROUTING PRODUCTS, ETC.	110.4	184.5	(74.1)	102.4	162.1	(59.7)
JENTERA PERTANIAN (TERMASUK TRAKTOR) DAN ALAT GANTI AGRICULTURAL MACHINERY (INCLUDING TRACTORS) AND PARTS	89.3	8.2	81.1	91.6	8.7	82.9
JUMLAH KELUARAN PERTANIAN LAIN TOTAL OF OTHER AGRICULTURAL PRODUCTS	1,344.8	6,411.4	(5,066.6)	1,310.8	9,168.8	(7,858.0)
BINATANG HIDUP (BUKAN BINATANG TERNAKAN) LIVE ANIMALS (NON LIVESTOCK)	0.3	0.1	0.2	0.0	0.2	(0.2)
IKAN HIASAN ORNAMENTAL FISH	0.0	4.3	(4.2)	0.1	3.2	(3.1)
RUMPAI LAUT SEAWEED	0.2	11.4	(11.2)	0.3	8.9	(8.6)
LAIN-LAIN PRODUK IKAN OTHER FISH PRODUCTS	0.0	3.5	(3.5)	0.0	5.2	(5.2)
MINUMAN DAN TEMBAKAU BEVERAGES AND TOBACCO	191.4	447.1	(255.7)	166.5	446.4	(279.9)
MINYAK KELAPA SAWIT PALM OIL	2.9	754.6	(751.8)	13.8	3,322.4	(3,308.7)
MINYAK ISIRUNG KELAPA SAWIT PALM KERNEL OIL	13.3	408.8	(395.5)	8.9	500.9	(492.0)
BUNGA-BUNGAAN FLORICULTURE	1.0	6.3	(5.4)	1.3	6.4	(5.1)
BAHAN TANAMAN UNTUK PEMBIAKAN SEEDS AND BUDS FOR SOWING	4.0	45.4	(41.4)	8.9	33.9	(25.0)
LEMAK HAIWAN DAN SAYURAN/LAIN-LAIN BIJI-BIJI MINYAK ANIMAL AND VEGETABLE FATS/OTHER OIL SEEDS	458.6	1,875.9	(1,417.3)	455.4	1,777.2	(1,321.8)
GETAH ASLI DAN SUSU GETAH NATURAL RUBBER AND NATURAL GUMS IN PRIMARY FORMS	3.9	11.4	(7.5)	0.6	30.4	(29.8)
KULIT DAN BULU BINATANG HIDES AND SKIN	11.1	10.0	1.1	16.4	8.2	8.1
GENTIAN ASLI NATURAL FIBRES	31.4	31.2	0.1	22.4	51.8	(29.3)
HASIL PERHUTANAN FORESTRY PRODUCTS	626.6	2,801.3	(2,174.7)	616.4	2,973.8	(2,357.4)
JUMLAH TOTAL	5,302.2	12,758.9	(7,456.7)	5,233.4	15,723.0	(10,489.6)

Nota/Notes:

¹ Binatang Ternakan/Livestock

² Tidak Termasuk Ikan Hiasan/Excluding Ornamental Fish

**JADUAL 22 : PERDAGANGAN LUAR NEGERI BAGI AGROMAKANAN DAN HASIL
PERTANIAN TERPILIH MENGIKUT NEGARA - BRUNEI DARUSSALAM**
TABLE 22 : EXTERNAL TRADE FOR AGROFOOD AND SELECTED
AGRICULTURAL PRODUCTS BY COUNTRIES - BRUNEI DARUSSALAM

KATEGORI CATEGORY	2022			2023		
	EKSPORT/ EXPORTS	IMPORT IMPORTS	IMBANGAN DAGANGAN/ BALANCE OF TRADE	EKSPORT/ EXPORTS	IMPORT IMPORTS	IMBANGAN DAGANGAN/ BALANCE OF TRADE
JUMLAH AGROMAKANAN TOTAL OF AGROFOOD	775.4	5.8	769.6	725.0	4.9	720.1
TERNAKAN LIVESTOCK	148.0	-	148.0	132.8	1.2	131.6
BINATANG HIDUP ¹ LIVE ANIMALS ¹	11.1	-	11.1	8.2	-	8.2
DAGING DAN SEDIAAN DAGING MEAT AND MEAT PREPARATIONS	36.6	-	36.6	42.0	1.2	40.8
HASIL TENUSU DAIRY PRODUCTS	86.7	-	86.7	70.0	0.0	70.0
TELUR UNGGAS POULTRY EGGS	13.7	-	13.7	12.5	-	12.5
PERIKANAN FISHERIES	51.3	0.5	50.8	51.1	0.3	50.8
IKAN, KRUSTASEA, MOLUSKA DAN SEDIAAN ² FISH, CRUSTACEANS, MOLLUSCS AND PREPARATIONS ²	51.3	0.5	50.8	51.1	0.3	50.8
TANAMAN FOOD CROPS	218.5	0.3	218.3	209.6	0.3	209.3
BIJIRIN DAN SEDIAAN BIJIRIN CEREALS AND CEREAL PREPARATIONS	116.5	0.0	116.5	104.3	0.2	104.1
SAYUR-SAYURAN VEGETABLES	15.1	0.0	15.1	14.9	0.0	14.9
BUAH-BUAHAN FRUITS	22.5	0.2	22.2	21.3	0.1	21.2
GULA, SEDIAAN GULA DAN MADU SUGARS, SUGAR PREPARATIONS AND HONEY	10.8	0.0	10.8	12.5	-	12.5
KOPI, KOKO, TEH, REMPAH DAN KELUARAN COFFEE, COCOA, TEA, SPICES AND MANUFACTURES	53.6	0.0	53.6	56.7	-	56.7
LAIN-LAIN OTHERS	357.6	5.0	352.6	331.5	3.1	328.3
BAHAN MAKANAN UNTUK TERNAKAN FEEDING STUFF FOR ANIMALS	129.6	4.7	124.8	116.0	2.8	113.2
KELUARAN DAN SEDIAAN MAKANAN LAIN MISCELLANEOUS EDIBLE PRODUCTS AND PREPARATIONS	228.0	0.3	227.7	215.4	0.3	215.1
JUMLAH KEPERLUAN PERTANIAN TOTAL OF AGRICULTURAL INPUTS	14.8	0.6	14.2	14.2	35.4	(21.2)
BAJA FERTILIZERS	4.5	0.6	3.9	5.6	35.4	(29.7)
UBAT-UBATAN VETERINAR VETERINARY MEDICAMENTS	0.7	-	0.7	0.6	0.0	0.6

**JADUAL 22 : PERDAGANGAN LUAR NEGERI BAGI AGROMAKANAN DAN HASIL
PERTANIAN TERPILIH MENGIKUT NEGARA - BRUNEI DARUSSALAM**
TABLE 22 : EXTERNAL TRADE FOR AGROFOOD AND SELECTED
AGRICULTURAL PRODUCTS BY COUNTRIES - BRUNEI DARUSSALAM

KATEGORI CATEGORY	2022			2023		
	EKSPORT/ EXPORTS	IMPORT IMPORTS	IMBANGAN DAGANGAN/ BALANCE OF TRADE	EKSPORT/ EXPORTS	IMPORT IMPORTS	IMBANGAN DAGANGAN/ BALANCE OF TRADE
UBAT PEMBUNUH KUMAN, UBAT SERANGGA DSB. DISINFECTANTS, INSECTICIDES, FUNGICIDES, WEED KILLERS AND ANTI-SPROUTING PRODUCTS, ETC.	3.7	-	3.7	3.7	0.0	3.6
JENTERA PERTANIAN (TERMASUK TRAKTOR) DAN ALAT GANTI AGRICULTURAL MACHINERY (INCLUDING TRACTORS) AND PARTS	5.9	0.0	5.8	4.4	0.0	4.4
JUMLAH KELUARAN PERTANIAN LAIN TOTAL OF OTHER AGRICULTURAL PRODUCTS	248.0	13.0	235.1	262.5	8.4	254.1
BINATANG HIDUP (BUKAN BINATANG TERNAKAN) LIVE ANIMALS (NON LIVESTOCK)	0.3	-	0.3	0.0	0.0	(0.0)
IKAN HIASAN ORNAMENTAL FISH	0.5	-	0.5	0.4	-	0.4
RUMPAI LAUT SEAWEED	0.0	-	0.0	0.1	0.0	0.1
LAIN-LAIN PRODUK IKAN OTHER FISH PRODUCTS	-	-	-	0.0	-	0.0
MINUMAN DAN TEMBAKAU BEVERAGES AND TOBACCO	86.4	0.0	86.4	103.6	0.0	103.5
MINYAK KELAPA SAWIT PALM OIL	53.2	-	53.2	46.5	-	46.5
MINYAK ISIRUNG KELAPA SAWIT PALM KERNEL OIL	0.2	-	0.2	0.2	-	0.2
BUNGA-BUNGAAN FLORICULTURE	0.5	-	0.5	1.0	-	1.0
BAHAN TANAMAN UNTUK PEMBIAKAN SEEDS AND BUDS FOR SOWING	1.2	-	1.2	0.7	-	0.7
LEMAK HAIWAN DAN SAYURAN/LAIN-LAIN BIJI-BIJI MINYAK ANIMAL AND VEGETABLE FATS/OTHER OIL SEEDS	11.0	1.8	9.2	10.8	1.6	9.2
GETAH ASLI DAN SUSU GETAH NATURAL RUBBER AND NATURAL GUMS IN PRIMARY FORMS	-	-	-	-	-	-
KULIT DAN BULU BINATANG HIDES AND SKIN	-	-	-	0.0	-	0.0
GENTIAN ASLI NATURAL FIBRES	0.6	-	0.6	0.1	-	0.1
HASIL PERHUTANAN FORESTRY PRODUCTS	94.1	11.2	82.9	99.1	6.7	92.4
JUMLAH TOTAL	1,038.3	19.4	1,018.9	1,001.7	48.7	953.0

Nota/Notes:

¹ Binatang Ternakan/Livestock

² Tidak Termasuk Ikan Hiasan/Excluding Ornamental Fish

**JADUAL 22 : PERDAGANGAN LUAR NEGERI BAGI AGROMAKANAN DAN HASIL
PERTANIAN TERPILIH MENGIKUT NEGARA - BRUNEI DARUSSALAM**
TABLE 22 : EXTERNAL TRADE FOR AGROFOOD AND SELECTED
AGRICULTURAL PRODUCTS BY COUNTRIES - BRUNEI DARUSSALAM

KATEGORI CATEGORY	2024			2025		
	EKSPORT/ EXPORTS	IMPORT IMPORTS	IMBANGAN DAGANGAN/ BALANCE OF TRADE	EKSPORT/ EXPORTS	IMPORT IMPORTS	IMBANGAN DAGANGAN/ BALANCE OF TRADE
JUMLAH AGROMAKANAN TOTAL OF AGROFOOD	709.4	7.6	701.8	715.0	11.4	703.6
TERNAKAN LIVESTOCK	118.9	0.1	118.8	122.4	0.3	122.1
BINATANG HIDUP ¹ LIVE ANIMALS ¹	8.4	0.0	8.3	6.7	0.2	6.4
DAGING DAN SEDIAAN DAGING MEAT AND MEAT PREPARATIONS	41.0	0.0	41.0	39.4	0.0	39.4
HASIL TENUSU DAIRY PRODUCTS	54.2	-	54.2	64.8	-	64.8
TELUR UNGGAS POULTRY EGGS	15.3	-	15.3	11.5	-	11.5
PERIKANAN FISHERIES	36.1	0.3	35.8	44.2	0.3	44.0
IKAN, KRUSTASEA, MOLUSKA DAN SEDIAAN ² FISH, CRUSTACEANS, MOLLUSCS AND PREPARATIONS ²	36.1	0.3	35.8	44.2	0.3	44.0
TANAMAN FOOD CROPS	209.6	0.1	209.4	208.3	0.2	208.1
BIJIRIN DAN SEDIAAN BIJIRIN CEREALS AND CEREAL PREPARATIONS	108.3	0.1	108.2	110.9	0.1	110.8
SAYUR-SAYURAN VEGETABLES	14.8	0.0	14.8	12.4	0.0	12.4
BUAH-BUAHAN FRUITS	19.6	0.0	19.6	18.0	0.0	17.9
GULA, SEDIAAN GULA DAN MADU SUGARS, SUGAR PREPARATIONS AND HONEY	11.2	-	11.2	12.5	0.0	12.4
KOPI, KOKO, TEH, REMPAH DAN KELUARAN COFFEE, COCOA, TEA, SPICES AND MANUFACTURES	55.7	0.0	55.7	54.5	0.0	54.5
LAIN-LAIN OTHERS	344.9	7.1	337.7	340.1	10.6	329.4
BAHAN MAKANAN UNTUK TERNAKAN FEEDING STUFF FOR ANIMALS	137.8	7.0	130.8	124.3	10.6	113.7
KELUARAN DAN SEDIAAN MAKANAN LAIN MISCELLANEOUS EDIBLE PRODUCTS AND PREPARATIONS	207.0	0.2	206.9	215.8	0.1	215.7
JUMLAH KEPERLUAN PERTANIAN TOTAL OF AGRICULTURAL INPUTS	22.6	9.6	13.0	18.2	4.8	13.4
BAJA FERTILIZERS	7.4	9.5	(2.1)	9.4	4.7	4.7
UBAT-UBATAN VETERINAR VETERINARY MEDICAMENTS	1.6	0.0	1.6	2.1	0.0	2.1

**JADUAL 22 : PERDAGANGAN LUAR NEGERI BAGI AGROMAKANAN DAN HASIL
PERTANIAN TERPILIH MENGIKUT NEGARA - BRUNEI DARUSSALAM**
TABLE 22 : EXTERNAL TRADE FOR AGROFOOD AND SELECTED
AGRICULTURAL PRODUCTS BY COUNTRIES - BRUNEI DARUSSALAM

KATEGORI CATEGORY	2024			2025		
	EKSPORT/ EXPORTS	IMPORT IMPORTS	IMBANGAN DAGANGAN/ BALANCE OF TRADE	EKSPORT/ EXPORTS	IMPORT IMPORTS	IMBANGAN DAGANGAN/ BALANCE OF TRADE
UBAT PEMBUNUH KUMAN, UBAT SERANGGA DSB. DISINFECTANTS, INSECTICIDES, FUNGICIDES, WEED KILLERS AND ANTI-SPROUTING PRODUCTS, ETC.	4.5	-	4.5	3.8	-	3.8
JENTERA PERTANIAN (TERMASUK TRAKTOR) DAN ALAT GANTI AGRICULTURAL MACHINERY (INCLUDING TRACTORS) AND PARTS	9.1	0.1	9.0	2.8	0.1	2.7
JUMLAH KELUARAN PERTANIAN LAIN TOTAL OF OTHER AGRICULTURAL PRODUCTS	244.5	11.0	233.5	258.8	9.5	249.3
BINATANG HIDUP (BUKAN BINATANG TERNAKAN) LIVE ANIMALS (NON LIVESTOCK)	0.0	0.0	0.0	0.0	0.0	(0.0)
IKAN HIASAN ORNAMENTAL FISH	0.5	-	0.5	0.4	-	0.4
RUMPAI LAUT SEAWEED	0.0	-	0.0	0.0	-	0.0
LAIN-LAIN PRODUK IKAN OTHER FISH PRODUCTS	0.0	-	0.0	0.0	-	0.0
MINUMAN DAN TEMBAKAU BEVERAGES AND TOBACCO	104.1	-	104.1	102.0	-	102.0
MINYAK KELAPA SAWIT PALM OIL	43.7	-	43.7	54.8	-	54.8
MINYAK ISIRUNG KELAPA SAWIT PALM KERNEL OIL	0.3	-	0.3	0.3	-	0.3
BUNGA-BUNGAAN FLORICULTURE	1.8	-	1.8	1.6	-	1.6
BAHAN TANAMAN UNTUK PEMBIAKAN SEEDS AND BUDS FOR SOWING	0.9	-	0.9	0.6	-	0.6
LEMAK HAIWAN DAN SAYURAN/LAIN-LAIN BIJI-BIJI MINYAK ANIMAL AND VEGETABLE FATS/OTHER OIL SEEDS	9.8	2.3	7.5	10.6	2.2	8.4
GETAH ASLI DAN SUSU GETAH NATURAL RUBBER AND NATURAL GUMS IN PRIMARY FORMS	-	-	-	-	-	-
KULIT DAN BULU BINATANG HIDES AND SKIN	0.0	-	0.0	0.0	0.0	0.0
GENTIAN ASLI NATURAL FIBRES	0.1	-	0.1	0.2	-	0.2
HASIL PERHUTANAN FORESTRY PRODUCTS	83.2	8.7	74.5	88.2	7.3	80.9
JUMLAH TOTAL	976.5	28.2	948.3	992.0	25.7	966.3

Nota/Notes:

¹ Binatang Ternakan/Livestock

² Tidak Termasuk Ikan Hiasan/Excluding Ornamental Fish

**JADUAL 23 : PERDAGANGAN LUAR NEGERI BAGI AGROMAKANAN DAN HASIL
PERTANIAN TERPILIH MENGIKUT NEGARA - PHILIPPINES**
TABLE 23 : EXTERNAL TRADE FOR AGROFOOD AND SELECTED
AGRICULTURAL PRODUCTS BY COUNTRIES - PHILIPPINES

KATEGORI CATEGORY	2022			2023		
	EKSPORT/ EXPORTS	IMPORT IMPORTS	IMBANGAN DAGANGAN/ BALANCE OF TRADE	EKSPORT/ EXPORTS	IMPORT IMPORTS	IMBANGAN DAGANGAN/ BALANCE OF TRADE
JUMLAH AGROMAKANAN TOTAL OF AGROFOOD	1,956.9	457.7	1,499.2	2,055.4	450.2	1,605.1
TERNAKAN LIVESTOCK	46.2	0.1	46.1	54.5	0.0	54.4
BINATANG HIDUP ¹ LIVE ANIMALS ¹	-	-	-	-	-	-
DAGING DAN SEDIAAN DAGING MEAT AND MEAT PREPARATIONS	3.2	0.1	3.1	2.9	0.0	2.8
HASIL TENUSU DAIRY PRODUCTS	41.5	0.0	41.5	51.5	0.0	51.5
TELUR UNGGAS POULTRY EGGS	1.5	-	1.5	0.1	-	0.1
PERIKANAN FISHERIES	27.6	19.3	8.4	34.8	17.9	16.9
IKAN, KRUSTASEA, MOLUSKA DAN SEDIAAN ² FISH, CRUSTACEANS, MOLLUSCS AND PREPARATIONS ²	27.6	19.3	8.4	34.8	17.9	16.9
TANAMAN FOOD CROPS	739.9	171.5	568.5	885.4	176.5	708.9
BIJIRIN DAN SEDIAAN BIJIRIN CEREALS AND CEREAL PREPARATIONS	179.4	51.7	127.7	212.4	43.7	168.7
SAYUR-SAYURAN VEGETABLES	3.9	0.2	3.7	4.4	0.3	4.1
BUAH-BUAHAN FRUITS	1.1	60.0	(58.9)	4.9	59.4	(54.5)
GULA, SEDIAAN GULA DAN MADU SUGARS, SUGAR PREPARATIONS AND HONEY	110.0	26.0	84.0	218.7	29.5	189.2
KOPI, KOKO, TEH, REMPAH DAN KELUARAN COFFEE, COCOA, TEA, SPICES AND MANUFACTURES	445.5	33.5	412.0	445.1	43.7	401.4
LAIN-LAIN OTHERS	1,143.2	266.9	876.3	1,080.8	255.9	824.9
BAHAN MAKANAN UNTUK TERNAKAN FEEDING STUFF FOR ANIMALS	82.1	1.4	80.7	85.9	2.1	83.9
KELUARAN DAN SEDIAAN MAKANAN LAIN MISCELLANEOUS EDIBLE PRODUCTS AND PREPARATIONS	1,061.1	265.5	795.5	994.8	253.8	741.1
JUMLAH KEPERLUAN PERTANIAN TOTAL OF AGRICULTURAL INPUTS	740.1	4.4	735.7	609.4	6.0	603.4
BAJA FERTILIZERS	560.7	2.0	558.6	457.0	2.9	454.1
UBAT-UBATAN VETERINAR VETERINARY MEDICAMENTS	0.6	-	0.6	0.0	-	0.0

**JADUAL 23 : PERDAGANGAN LUAR NEGERI BAGI AGROMAKANAN DAN HASIL
PERTANIAN TERPILIH MENGIKUT NEGARA - PHILIPPINES**
TABLE 23 : EXTERNAL TRADE FOR AGROFOOD AND SELECTED
AGRICULTURAL PRODUCTS BY COUNTRIES - PHILIPPINES

KATEGORI CATEGORY	2022			2023		
	EKSPORT/ EXPORTS	IMPORT IMPORTS	IMBANGAN DAGANGAN/ BALANCE OF TRADE	EKSPORT/ EXPORTS	IMPORT IMPORTS	IMBANGAN DAGANGAN/ BALANCE OF TRADE
UBAT PEMBUNUH KUMAN, UBAT SERANGGA DSB. DISINFECTANTS, INSECTICIDES, FUNGICIDES, WEED KILLERS AND ANTI-SPROUTING PRODUCTS, ETC.	88.9	1.4	87.5	78.7	1.1	77.6
JENTERA PERTANIAN (TERMASUK TRAKTOR) DAN ALAT GANTI AGRICULTURAL MACHINERY (INCLUDING TRACTORS) AND PARTS	89.9	1.0	88.9	73.7	2.0	71.7
JUMLAH KELUARAN PERTANIAN LAIN TOTAL OF OTHER AGRICULTURAL PRODUCTS	5,036.1	1,634.6	3,401.5	2,748.9	822.6	1,926.3
BINATANG HIDUP (BUKAN BINATANG TERNAKAN) LIVE ANIMALS (NON LIVESTOCK)	0.1	0.0	0.0	0.0	0.1	(0.0)
IKAN HIASAN ORNAMENTAL FISH	1.5	0.1	1.3	1.3	0.1	1.2
RUMPAI LAUT SEAWEED	0.3	2.8	(2.5)	0.4	2.8	(2.3)
LAIN-LAIN PRODUK IKAN OTHER FISH PRODUCTS	0.1	-	0.1	-	0.0	(0.0)
MINUMAN DAN TEMBAKAU BEVERAGES AND TOBACCO	54.9	147.5	(92.6)	48.8	214.6	(165.8)
MINYAK KELAPA SAWIT PALM OIL	3,580.6	24.8	3,555.8	1,747.4	-	1,747.4
MINYAK ISIRUNG KELAPA SAWIT PALM KERNEL OIL	244.1	26.8	217.2	107.0	1.0	106.0
BUNGA-BUNGAAN FLORICULTURE	0.0	-	0.0	0.2	-	0.2
BAHAN TANAMAN UNTUK PEMBIAKAN SEEDS AND BUDS FOR SOWING	0.8	7.1	(6.4)	1.5	0.2	1.3
LEMAK HAIWAN DAN SAYURAN/LAIN-LAIN BIJI-BIJI MINYAK ANIMAL AND VEGETABLE FATS/OTHER OIL SEEDS	634.9	780.0	(145.1)	358.8	230.2	128.6
GETAH ASLI DAN SUSU GETAH NATURAL RUBBER AND NATURAL GUMS IN PRIMARY FORMS	0.8	622.9	(622.1)	0.3	349.6	(349.3)
KULIT DAN BULU BINATANG HIDES AND SKIN	0.5	1.2	(0.7)	0.0	3.3	(3.3)
GENTIAN ASLI NATURAL FIBRES	2.5	0.4	2.2	2.2	0.4	1.8
HASIL PERHUTANAN FORESTRY PRODUCTS	515.2	21.0	494.2	480.8	20.3	460.5
JUMLAH TOTAL	7,733.1	2,096.7	5,636.4	5,413.6	1,278.8	4,134.9

Nota/Notes:

¹ Binatang Ternakan/Livestock

² Tidak Termasuk Ikan Hiasan/Excluding Ornamental Fish

**JADUAL 23 : PERDAGANGAN LUAR NEGERI BAGI AGROMAKANAN DAN HASIL
PERTANIAN TERPILIH MENGIKUT NEGARA - PHILIPPINES**
TABLE 23 : EXTERNAL TRADE FOR AGROFOOD AND SELECTED
AGRICULTURAL PRODUCTS BY COUNTRIES - PHILIPPINES

KATEGORI CATEGORY	2024			2025		
	EKSPORT/ EXPORTS	IMPORT IMPORTS	IMBANGAN DAGANGAN/ BALANCE OF TRADE	EKSPORT/ EXPORTS	IMPORT IMPORTS	IMBANGAN DAGANGAN/ BALANCE OF TRADE
JUMLAH AGROMAKANAN TOTAL OF AGROFOOD	2,373.9	467.9	1,906.0	2,310.5	512.8	1,797.7
TERNAKAN LIVESTOCK	72.2	7.0	65.1	105.7	0.3	105.4
BINATANG HIDUP ¹ LIVE ANIMALS ¹	-	-	-	-	-	-
DAGING DAN SEDIAAN DAGING MEAT AND MEAT PREPARATIONS	4.1	0.0	4.1	3.5	0.3	3.2
HASIL TENUSU DAIRY PRODUCTS	58.4	7.0	51.4	95.4	0.0	95.4
TELUR UNGGAS POULTRY EGGS	9.7	-	9.7	6.8	-	6.8
PERIKANAN FISHERIES	29.7	15.2	14.5	34.8	9.0	25.8
IKAN, KRUSTASEA, MOLUSKA DAN SEDIAAN ² FISH, CRUSTACEANS, MOLLUSCS AND PREPARATIONS ²	29.7	15.2	14.5	34.8	9.0	25.8
TANAMAN FOOD CROPS	1,023.3	227.0	796.3	1,026.3	283.3	743.0
BIJIRIN DAN SEDIAAN BIJIRIN CEREALS AND CEREAL PREPARATIONS	230.6	34.9	195.8	195.3	31.1	164.2
SAYUR-SAYURAN VEGETABLES	5.6	0.2	5.4	8.9	0.2	8.6
BUAH-BUAHAN FRUITS	5.7	66.3	(60.7)	10.7	58.1	(47.4)
GULA, SEDIAAN GULA DAN MADU SUGARS, SUGAR PREPARATIONS AND HONEY	144.9	30.1	114.9	122.5	24.9	97.6
KOPI, KOKO, TEH, REMPAH DAN KELUARAN COFFEE, COCOA, TEA, SPICES AND MANUFACTURES	636.4	95.5	540.9	688.8	169.0	519.8
LAIN-LAIN OTHERS	1,248.7	218.6	1,030.0	1,143.7	220.2	923.6
BAHAN MAKANAN UNTUK TERNAKAN FEEDING STUFF FOR ANIMALS	89.9	0.7	89.2	88.4	0.9	87.5
KELUARAN DAN SEDIAAN MAKANAN LAIN MISCELLANEOUS EDIBLE PRODUCTS AND PREPARATIONS	1,158.8	218.0	940.8	1,055.3	219.2	836.1
JUMLAH KEPERLUAN PERTANIAN TOTAL OF AGRICULTURAL INPUTS	509.1	5.1	504.0	384.0	3.7	380.3
BAJA FERTILIZERS	357.7	1.2	356.5	192.8	0.6	192.3
UBAT-UBATAN VETERINAR VETERINARY MEDICAMENTS	0.0	0.0	0.0	0.0	0.0	(0.0)

**JADUAL 23 : PERDAGANGAN LUAR NEGERI BAGI AGROMAKANAN DAN HASIL
PERTANIAN TERPILIH MENGIKUT NEGARA - PHILIPPINES**
TABLE 23 : EXTERNAL TRADE FOR AGROFOOD AND SELECTED
AGRICULTURAL PRODUCTS BY COUNTRIES - PHILIPPINES

KATEGORI CATEGORY	2024			2025		
	EKSPORT/ EXPORTS	IMPORT IMPORTS	IMBANGAN DAGANGAN/ BALANCE OF TRADE	EKSPORT/ EXPORTS	IMPORT IMPORTS	IMBANGAN DAGANGAN/ BALANCE OF TRADE
UBAT PEMBUNUH KUMAN, UBAT SERANGGA DSB. DISINFECTANTS, INSECTICIDES, FUNGICIDES, WEED KILLERS AND ANTI-SPROUTING PRODUCTS, ETC.	86.8	1.7	85.1	88.6	0.9	87.7
JENTERA PERTANIAN (TERMASUK TRAKTOR) DAN ALAT GANTI AGRICULTURAL MACHINERY (INCLUDING TRACTORS) AND PARTS	64.6	2.2	62.4	102.6	2.2	100.4
JUMLAH KELUARAN PERTANIAN LAIN TOTAL OF OTHER AGRICULTURAL PRODUCTS	3,769.8	1,780.0	1,989.8	4,340.9	1,347.1	2,993.8
BINATANG HIDUP (BUKAN BINATANG TERNAKAN) LIVE ANIMALS (NON LIVESTOCK)	0.0	0.2	(0.2)	0.0	0.2	(0.2)
IKAN HIASAN ORNAMENTAL FISH	1.4	0.2	1.3	1.4	0.2	1.2
RUMPAI LAUT SEAWEED	-	2.8	(2.8)	0.0	4.5	(4.5)
LAIN-LAIN PRODUK IKAN OTHER FISH PRODUCTS	-	3.0	(3.0)	-	0.2	(0.2)
MINUMAN DAN TEMBAKAU BEVERAGES AND TOBACCO	46.0	227.7	(181.7)	59.3	235.6	(176.3)
MINYAK KELAPA SAWIT PALM OIL	2,816.2	11.3	2,804.9	3,214.3	-	3,214.3
MINYAK ISIRUNG KELAPA SAWIT PALM KERNEL OIL	108.3	9.8	98.4	166.0	6.0	160.0
BUNGA-BUNGAAN FLORICULTURE	0.0	-	0.0	0.0	-	0.0
BAHAN TANAMAN UNTUK PEMBIAKAN SEEDS AND BUDS FOR SOWING	1.4	5.6	(4.2)	2.1	4.3	(2.2)
LEMAK HAIWAN DAN SAYURAN/LAIN-LAIN BIJI-BIJI MINYAK ANIMAL AND VEGETABLE FATS/OTHER OIL SEEDS	362.8	1,022.0	(659.2)	507.8	558.6	(50.8)
GETAH ASLI DAN SUSU GETAH NATURAL RUBBER AND NATURAL GUMS IN PRIMARY FORMS	0.7	464.2	(463.5)	0.2	516.8	(516.6)
KULIT DAN BULU BINATANG HIDES AND SKIN	0.0	0.0	0.0	-	0.0	(0.0)
GENTIAN ASLI NATURAL FIBRES	4.7	0.0	4.7	4.9	0.2	4.6
HASIL PERHUTANAN FORESTRY PRODUCTS	428.3	33.3	395.0	384.9	20.4	364.5
JUMLAH TOTAL	6,652.8	2,253.0	4,399.7	7,035.4	1,863.7	5,171.7

Nota/Notes:

¹ Binatang Ternakan/Livestock

² Tidak Termasuk Ikan Hiasan/Excluding Ornamental Fish

**JADUAL 24 : PERDAGANGAN LUAR NEGERI BAGI AGROMAKANAN DAN HASIL
PERTANIAN TERPILIH MENGIKUT NEGARA - MYANMAR**
TABLE 24 : EXTERNAL TRADE FOR AGROFOOD AND SELECTED
AGRICULTURAL PRODUCTS BY COUNTRIES - MYANMAR

KATEGORI CATEGORY	2022			2023		
	EKSPORT/ EXPORTS	IMPORT IMPORTS	IMBANGAN DAGANGAN/ BALANCE OF TRADE	EKSPORT/ EXPORTS	IMPORT IMPORTS	IMBANGAN DAGANGAN/ BALANCE OF TRADE
JUMLAH AGROMAKANAN TOTAL OF AGROFOOD	357.8	388.0	(30.2)	334.4	516.4	(182.0)
TERNAKAN LIVESTOCK	38.5	-	38.5	129.7	-	129.7
BINATANG HIDUP ¹ LIVE ANIMALS ¹	2.7	-	2.7	4.3	-	4.3
DAGING DAN SEDIAAN DAGING MEAT AND MEAT PREPARATIONS	0.6	-	0.6	0.2	-	0.2
HASIL TENUSU DAIRY PRODUCTS	34.0	-	34.0	125.1	-	125.1
TELUR UNGGAS POULTRY EGGS	1.3	-	1.3	-	-	-
PERIKANAN FISHERIES	1.4	163.7	(162.3)	0.1	140.9	(140.8)
IKAN, KRUSTASEA, MOLUSKA DAN SEDIAAN ² FISH, CRUSTACEANS, MOLLUSCS AND PREPARATIONS ²	1.4	163.7	(162.3)	0.1	140.9	(140.8)
TANAMAN FOOD CROPS	113.2	218.4	(105.2)	59.0	370.1	(311.1)
BIJIRIN DAN SEDIAAN BIJIRIN CEREALS AND CEREAL PREPARATIONS	49.4	7.2	42.2	33.1	117.9	(84.7)
SAYUR-SAYURAN VEGETABLES	1.1	181.6	(180.5)	1.6	224.3	(222.7)
BUAH-BUAHAN FRUITS	0.1	22.6	(22.5)	0.0	22.1	(22.1)
GULA, SEDIAAN GULA DAN MADU SUGARS, SUGAR PREPARATIONS AND HONEY	3.6	0.7	3.0	11.0	0.3	10.7
KOPI, KOKO, TEH, REMPAH DAN KELUARAN COFFEE, COCOA, TEA, SPICES AND MANUFACTURES	59.0	6.4	52.6	13.3	5.5	7.7
LAIN-LAIN OTHERS	204.7	5.9	198.8	145.6	5.4	140.2
BAHAN MAKANAN UNTUK TERNAKAN FEEDING STUFF FOR ANIMALS	40.5	2.7	37.8	21.1	1.1	20.0
KELUARAN DAN SEDIAAN MAKANAN LAIN MISCELLANEOUS EDIBLE PRODUCTS AND PREPARATIONS	164.2	3.2	161.0	124.5	4.3	120.2
JUMLAH KEPERLUAN PERTANIAN TOTAL OF AGRICULTURAL INPUTS	245.6	0.6	245.0	158.3	0.0	158.3
BAJA FERTILIZERS	230.6	0.1	230.5	148.5	0.0	148.5
UBAT-UBATAN VETERINAR VETERINARY MEDICAMENTS	0.2	-	0.2	0.0	-	0.0

**JADUAL 24 : PERDAGANGAN LUAR NEGERI BAGI AGROMAKANAN DAN HASIL
PERTANIAN TERPILIH MENGIKUT NEGARA - MYANMAR**
TABLE 24 : EXTERNAL TRADE FOR AGROFOOD AND SELECTED
AGRICULTURAL PRODUCTS BY COUNTRIES - MYANMAR

KATEGORI CATEGORY	2022			2023		
	EKSPORT/ EXPORTS	IMPORT IMPORTS	IMBANGAN DAGANGAN/ BALANCE OF TRADE	EKSPORT/ EXPORTS	IMPORT IMPORTS	IMBANGAN DAGANGAN/ BALANCE OF TRADE
UBAT PEMBUNUH KUMAN, UBAT SERANGGA DSB. DISINFECTANTS, INSECTICIDES, FUNGICIDES, WEED KILLERS AND ANTI-SPROUTING PRODUCTS, ETC.	9.7	0.5	9.2	6.9	-	6.9
JENTERA PERTANIAN (TERMASUK TRAKTOR) DAN ALAT GANTI AGRICULTURAL MACHINERY (INCLUDING TRACTORS) AND PARTS	5.1	-	5.1	3.0	0.0	2.9
JUMLAH KELUARAN PERTANIAN LAIN TOTAL OF OTHER AGRICULTURAL PRODUCTS	369.1	533.1	(164.0)	303.9	213.1	90.8
BINATANG HIDUP (BUKAN BINATANG TERNAKAN) LIVE ANIMALS (NON LIVESTOCK)	-	-	-	0.0	0.0	(0.0)
IKAN HIASAN ORNAMENTAL FISH	-	0.0	(0.0)	0.0	-	0.0
RUMPAI LAUT SEAWEED	-	-	-	-	-	-
LAIN-LAIN PRODUK IKAN OTHER FISH PRODUCTS	-	-	-	-	-	-
MINUMAN DAN TEMBAKAU BEVERAGES AND TOBACCO	11.4	0.4	11.0	3.5	0.4	3.1
MINYAK KELAPA SAWIT PALM OIL	301.6	-	301.6	241.0	-	241.0
MINYAK ISIRUNG KELAPA SAWIT PALM KERNEL OIL	2.6	-	2.6	1.0	-	1.0
BUNGA-BUNGAAN FLORICULTURE	-	-	-	-	-	-
BAHAN TANAMAN UNTUK PEMBIAKAN SEEDS AND BUDS FOR SOWING	0.4	-	0.4	0.1	-	0.1
LEMAK HAIWAN DAN SAYURAN/LAIN-LAIN BIJI-BIJI MINYAK ANIMAL AND VEGETABLE FATS/OTHER OIL SEEDS	19.1	13.0	6.1	24.8	2.6	22.1
GETAH ASLI DAN SUSU GETAH NATURAL RUBBER AND NATURAL GUMS IN PRIMARY FORMS	-	510.5	(510.5)	0.1	183.7	(183.6)
KULIT DAN BULU BINATANG HIDES AND SKIN	-	0.0	(0.0)	-	0.4	(0.4)
GENTIAN ASLI NATURAL FIBRES	1.5	-	1.5	-	-	-
HASIL PERHUTANAN FORESTRY PRODUCTS	32.6	9.3	23.3	33.4	25.9	7.5
JUMLAH TOTAL	972.5	921.7	50.8	796.6	729.6	67.0

Nota/Notes:

¹ Binatang Ternakan/Livestock

² Tidak Termasuk Ikan Hiasan/Excluding Ornamental Fish

**JADUAL 24 : PERDAGANGAN LUAR NEGERI BAGI AGROMAKANAN DAN HASIL
PERTANIAN TERPILIH MENGIKUT NEGARA - MYANMAR**
TABLE 24 : EXTERNAL TRADE FOR AGROFOOD AND SELECTED
AGRICULTURAL PRODUCTS BY COUNTRIES - MYANMAR

KATEGORI CATEGORY	2024			2025		
	EKSPORT/ EXPORTS	IMPORT IMPORTS	IMBANGAN DAGANGAN/ BALANCE OF TRADE	EKSPORT/ EXPORTS	IMPORT IMPORTS	IMBANGAN DAGANGAN/ BALANCE OF TRADE
JUMLAH AGROMAKANAN TOTAL OF AGROFOOD	179.2	420.6	(241.3)	327.7	277.5	50.2
TERNAKAN LIVESTOCK	50.1	0.5	49.6	34.0	0.0	34.0
BINATANG HIDUP ¹ LIVE ANIMALS ¹	3.9	0.3	3.6	2.7	-	2.7
DAGING DAN SEDIAAN DAGING MEAT AND MEAT PREPARATIONS	0.3	0.2	0.0	0.2	-	0.2
HASIL TENUSU DAIRY PRODUCTS	45.9	-	45.9	29.4	0.0	29.4
TELUR UNGGAS POULTRY EGGS	-	0.0	(0.0)	1.7	0.0	1.7
PERIKANAN FISHERIES	0.6	129.2	(128.6)	0.8	121.7	(120.9)
IKAN, KRUSTASEA, MOLUSKA DAN SEDIAAN ² FISH, CRUSTACEANS, MOLLUSCS AND PREPARATIONS ²	0.6	129.2	(128.6)	0.8	121.7	(120.9)
TANAMAN FOOD CROPS	75.6	287.9	(212.3)	182.0	149.3	32.8
BIJIRIN DAN SEDIAAN BIJIRIN CEREALS AND CEREAL PREPARATIONS	14.5	46.8	(32.2)	13.4	6.5	6.9
SAYUR-SAYURAN VEGETABLES	0.6	221.8	(221.2)	0.6	122.6	(121.9)
BUAH-BUAHAN FRUITS	0.0	13.0	(13.0)	0.1	15.2	(15.1)
GULA, SEDIAAN GULA DAN MADU SUGARS, SUGAR PREPARATIONS AND HONEY	25.1	0.6	24.5	12.2	0.7	11.5
KOPI, KOKO, TEH, REMPAH DAN KELUARAN COFFEE, COCOA, TEA, SPICES AND MANUFACTURES	35.4	5.7	29.6	155.6	4.3	151.3
LAIN-LAIN OTHERS	52.9	3.0	49.9	110.9	6.5	104.4
BAHAN MAKANAN UNTUK TERNAKAN FEEDING STUFF FOR ANIMALS	2.9	0.3	2.5	54.1	0.3	53.8
KELUARAN DAN SEDIAAN MAKANAN LAIN MISCELLANEOUS EDIBLE PRODUCTS AND PREPARATIONS	50.1	2.7	47.4	56.8	6.2	50.6
JUMLAH KEPERLUAN PERTANIAN TOTAL OF AGRICULTURAL INPUTS	60.5	0.0	60.5	86.0	0.4	85.6
BAJA FERTILIZERS	55.1	-	55.1	83.3	-	83.3
UBAT-UBATAN VETERINAR VETERINARY MEDICAMENTS	0.1	-	0.1	0.3	-	0.3

**JADUAL 24 : PERDAGANGAN LUAR NEGERI BAGI AGROMAKANAN DAN HASIL
PERTANIAN TERPILIH MENGIKUT NEGARA - MYANMAR**
TABLE 24 : EXTERNAL TRADE FOR AGROFOOD AND SELECTED
AGRICULTURAL PRODUCTS BY COUNTRIES - MYANMAR

KATEGORI CATEGORY	2024			2025		
	EKSPORT/ EXPORTS	IMPORT IMPORTS	IMBANGAN DAGANGAN/ BALANCE OF TRADE	EKSPORT/ EXPORTS	IMPORT IMPORTS	IMBANGAN DAGANGAN/ BALANCE OF TRADE
UBAT PEMBUNUH KUMAN, UBAT SERANGGA DSB. DISINFECTANTS, INSECTICIDES, FUNGICIDES, WEED KILLERS AND ANTI-SPROUTING PRODUCTS, ETC.	1.0	0.0	1.0	1.6	0.2	1.4
JENTERA PERTANIAN (TERMASUK TRAKTOR) DAN ALAT GANTI AGRICULTURAL MACHINERY (INCLUDING TRACTORS) AND PARTS	4.3	-	4.3	0.8	0.2	0.6
JUMLAH KELUARAN PERTANIAN LAIN TOTAL OF OTHER AGRICULTURAL PRODUCTS	260.4	641.9	(381.5)	160.3	502.7	(342.4)
BINATANG HIDUP (BUKAN BINATANG TERNAKAN) LIVE ANIMALS (NON LIVESTOCK)	0.0	0.0	(0.0)	0.0	0.0	0.0
IKAN HIASAN ORNAMENTAL FISH	-	0.0	(0.0)	0.0	0.0	(0.0)
RUMPAI LAUT SEAWEED	0.0	-	0.0	0.0	-	0.0
LAIN-LAIN PRODUK IKAN OTHER FISH PRODUCTS	0.0	0.7	(0.7)	-	-	-
MINUMAN DAN TEMBAKAU BEVERAGES AND TOBACCO	1.5	0.2	1.3	1.9	0.5	1.5
MINYAK KELAPA SAWIT PALM OIL	220.1	0.2	219.8	92.4	-	92.4
MINYAK ISIRUNG KELAPA SAWIT PALM KERNEL OIL	0.3	-	0.3	-	-	-
BUNGA-BUNGAAN FLORICULTURE	-	-	-	-	-	-
BAHAN TANAMAN UNTUK PEMBIAKAN SEEDS AND BUDS FOR SOWING	0.0	-	0.0	0.0	-	0.0
LEMAK HAIWAN DAN SAYURAN/LAIN-LAIN BIJI-BIJI MINYAK ANIMAL AND VEGETABLE FATS/OTHER OIL SEEDS	6.3	6.7	(0.4)	1.7	4.9	(3.2)
GETAH ASLI DAN SUSU GETAH NATURAL RUBBER AND NATURAL GUMS IN PRIMARY FORMS	-	619.7	(619.7)	-	486.3	(486.3)
KULIT DAN BULU BINATANG HIDES AND SKIN	-	0.0	(0.0)	-	0.1	(0.1)
GENTIAN ASLI NATURAL FIBRES	0.0	0.1	(0.0)	-	-	-
HASIL PERHUTANAN FORESTRY PRODUCTS	32.2	14.2	18.0	64.1	10.9	53.3
JUMLAH TOTAL	500.2	1,062.5	(562.3)	573.9	780.6	(206.7)

Nota/Notes:

¹ Binatang Ternakan/Livestock

² Tidak Termasuk Ikan Hiasan/Excluding Ornamental Fish

**JADUAL 25 : PERDAGANGAN LUAR NEGERI BAGI AGROMAKANAN DAN HASIL
PERTANIAN TERPILIH MENGIKUT NEGARA - VIETNAM**
TABLE 25 : EXTERNAL TRADE FOR AGROFOOD AND SELECTED
AGRICULTURAL PRODUCTS BY COUNTRIES - VIETNAM

KATEGORI CATEGORY	2022			2023		
	EKSPORT/ EXPORTS	IMPORT IMPORTS	IMBANGAN DAGANGAN/ BALANCE OF TRADE	EKSPORT/ EXPORTS	IMPORT IMPORTS	IMBANGAN DAGANGAN/ BALANCE OF TRADE
JUMLAH AGROMAKANAN TOTAL OF AGROFOOD	1,754.2	3,053.3	(1,299.0)	1,311.9	3,126.5	(1,814.6)
TERNAKAN LIVESTOCK	38.5	3.0	35.5	33.3	10.0	23.3
BINATANG HIDUP ¹ LIVE ANIMALS ¹	10.3	-	10.3	13.1	-	13.1
DAGING DAN SEDIAAN DAGING MEAT AND MEAT PREPARATIONS	7.2	3.0	4.2	9.3	10.0	(0.7)
HASIL TENUSU DAIRY PRODUCTS	21.0	-	21.0	10.9	0.0	10.9
TELUR UNGGAS POULTRY EGGS	-	-	-	-	0.0	(0.0)
PERIKANAN FISHERIES	94.5	849.0	(754.6)	154.9	758.0	(603.1)
IKAN, KRUSTASEA, MOLUSKA DAN SEDIAAN ² FISH, CRUSTACEANS, MOLLUSCS AND PREPARATIONS ²	94.5	849.0	(754.6)	154.9	758.0	(603.1)
TANAMAN FOOD CROPS	780.2	1,850.6	(1,070.4)	414.0	1,925.6	(1,511.6)
BIJIRIN DAN SEDIAAN BIJIRIN CEREALS AND CEREAL PREPARATIONS	171.9	956.4	(784.5)	132.9	1,044.3	(911.5)
SAYUR-SAYURAN VEGETABLES	3.3	71.6	(68.3)	3.4	69.1	(65.7)
BUAH-BUAHAN FRUITS	10.3	168.9	(158.6)	15.6	209.6	(194.0)
GULA, SEDIAAN GULA DAN MADU SUGARS, SUGAR PREPARATIONS AND HONEY	363.7	54.9	308.8	83.1	65.9	17.2
KOPI, KOKO, TEH, REMPAH DAN KELUARAN COFFEE, COCOA, TEA, SPICES AND MANUFACTURES	231.0	598.8	(367.8)	179.1	536.7	(357.6)
LAIN-LAIN OTHERS	841.0	350.6	490.5	709.8	432.8	276.9
BAHAN MAKANAN UNTUK TERNAKAN FEEDING STUFF FOR ANIMALS	109.7	262.5	(152.8)	85.7	364.0	(278.2)
KELUARAN DAN SEDIAAN MAKANAN LAIN MISCELLANEOUS EDIBLE PRODUCTS AND PREPARATIONS	731.4	88.1	643.3	624.0	68.9	555.1
JUMLAH KEPERLUAN PERTANIAN TOTAL OF AGRICULTURAL INPUTS	268.7	590.8	(322.1)	269.2	226.9	42.3
BAJA FERTILIZERS	87.2	537.0	(449.8)	150.2	197.6	(47.4)
UBAT-UBATAN VETERINAR VETERINARY MEDICAMENTS	2.9	0.3	2.6	2.4	-	2.4

**JADUAL 25 : PERDAGANGAN LUAR NEGERI BAGI AGROMAKANAN DAN HASIL
PERTANIAN TERPILIH MENGIKUT NEGARA - VIETNAM**
TABLE 25 : EXTERNAL TRADE FOR AGROFOOD AND SELECTED
AGRICULTURAL PRODUCTS BY COUNTRIES - VIETNAM

KATEGORI CATEGORY	2022			2023		
	EKSPORT/ EXPORTS	IMPORT IMPORTS	IMBANGAN DAGANGAN/ BALANCE OF TRADE	EKSPORT/ EXPORTS	IMPORT IMPORTS	IMBANGAN DAGANGAN/ BALANCE OF TRADE
UBAT PEMBUNUH KUMAN, UBAT SERANGGA DSB. DISINFECTANTS, INSECTICIDES, FUNGICIDES, WEED KILLERS AND ANTI-SPROUTING PRODUCTS, ETC.	78.0	42.4	35.6	73.4	23.4	50.0
JENTERA PERTANIAN (TERMASUK TRAKTOR) DAN ALAT GANTI AGRICULTURAL MACHINERY (INCLUDING TRACTORS) AND PARTS	100.6	11.0	89.6	43.2	5.8	37.4
JUMLAH KELUARAN PERTANIAN LAIN TOTAL OF OTHER AGRICULTURAL PRODUCTS	2,944.8	2,004.2	940.6	2,852.2	1,885.6	966.5
BINATANG HIDUP (BUKAN BINATANG TERNAKAN) LIVE ANIMALS (NON LIVESTOCK)	0.0	0.2	(0.2)	0.0	0.1	(0.1)
IKAN HIASAN ORNAMENTAL FISH	3.1	2.0	1.1	1.5	0.2	1.4
RUMPAI LAUT SEAWEED	0.1	0.7	(0.7)	0.0	0.1	(0.1)
LAIN-LAIN PRODUK IKAN OTHER FISH PRODUCTS	-	67.4	(67.4)	0.3	104.6	(104.3)
MINUMAN DAN TEMBAKAU BEVERAGES AND TOBACCO	39.9	24.0	15.9	65.4	16.1	49.3
MINYAK KELAPA SAWIT PALM OIL	1,644.9	2.0	1,642.9	1,822.4	-	1,822.4
MINYAK ISIRUNG KELAPA SAWIT PALM KERNEL OIL	246.0	119.4	126.6	109.9	-	109.9
BUNGA-BUNGAAN FLORICULTURE	7.4	0.0	7.4	6.0	0.0	5.9
BAHAN TANAMAN UNTUK PEMBIAKAN SEEDS AND BUDS FOR SOWING	0.2	1.6	(1.4)	0.2	1.6	(1.4)
LEMAK HAIWAN DAN SAYURAN/LAIN-LAIN BIJI-BIJI MINYAK ANIMAL AND VEGETABLE FATS/OTHER OIL SEEDS	276.5	469.6	(193.1)	171.8	407.6	(235.8)
GETAH ASLI DAN SUSU GETAH NATURAL RUBBER AND NATURAL GUMS IN PRIMARY FORMS	3.2	72.7	(69.4)	1.1	59.5	(58.5)
KULIT DAN BULU BINATANG HIDES AND SKIN	2.4	4.3	(1.9)	3.4	14.6	(11.2)
GENTIAN ASLI NATURAL FIBRES	101.4	99.9	1.5	150.5	90.4	60.1
HASIL PERHUTANAN FORESTRY PRODUCTS	619.5	1,140.4	(520.9)	519.6	1,190.7	(671.1)
JUMLAH TOTAL	4,967.8	5,648.3	(680.5)	4,433.3	5,239.0	(805.7)

Nota/Notes:

¹ Binatang Ternakan/Livestock

² Tidak Termasuk Ikan Hiasan/Excluding Ornamental Fish

**JADUAL 25 : PERDAGANGAN LUAR NEGERI BAGI AGROMAKANAN DAN HASIL
PERTANIAN TERPILIH MENGIKUT NEGARA - VIETNAM**
TABLE 25 : EXTERNAL TRADE FOR AGROFOOD AND SELECTED
AGRICULTURAL PRODUCTS BY COUNTRIES - VIETNAM

KATEGORI CATEGORY	2024			2025		
	EKSPORT/ EXPORTS	IMPORT IMPORTS	IMBANGAN DAGANGAN/ BALANCE OF TRADE	EKSPORT/ EXPORTS	IMPORT IMPORTS	IMBANGAN DAGANGAN/ BALANCE OF TRADE
JUMLAH AGROMAKANAN TOTAL OF AGROFOOD	1,530.5	4,493.2	(2,962.7)	1,521.5	4,142.5	(2,620.9)
TERNAKAN LIVESTOCK	43.4	4.7	38.7	55.4	1.7	53.7
BINATANG HIDUP ¹ LIVE ANIMALS ¹	24.0	-	24.0	42.1	-	42.1
DAGING DAN SEDIAAN DAGING MEAT AND MEAT PREPARATIONS	7.7	4.4	3.2	5.2	1.7	3.5
HASIL TENUSU DAIRY PRODUCTS	11.8	0.3	11.5	8.1	0.0	8.1
TELUR UNGGAS POULTRY EGGS	0.0	0.0	0.0	-	-	-
PERIKANAN FISHERIES	97.9	693.3	(595.4)	99.0	670.5	(571.5)
IKAN, KRUSTASEA, MOLUSKA DAN SEDIAAN ² FISH, CRUSTACEANS, MOLLUSCS AND PREPARATIONS ²	97.9	693.3	(595.4)	99.0	670.5	(571.5)
TANAMAN FOOD CROPS	544.9	3,362.6	(2,817.7)	621.7	2,933.3	(2,311.7)
BIJIRIN DAN SEDIAAN BIJIRIN CEREALS AND CEREAL PREPARATIONS	157.3	2,024.1	(1,866.8)	176.0	1,084.6	(908.6)
SAYUR-SAYURAN VEGETABLES	3.2	82.0	(78.8)	4.8	182.4	(177.7)
BUAH-BUAHAN FRUITS	9.0	240.2	(231.1)	7.9	324.7	(316.8)
GULA, SEDIAAN GULA DAN MADU SUGARS, SUGAR PREPARATIONS AND HONEY	78.7	74.4	4.3	76.8	78.0	(1.2)
KOPI, KOKO, TEH, REMPAH DAN KELUARAN COFFEE, COCOA, TEA, SPICES AND MANUFACTURES	296.7	942.0	(645.3)	356.2	1,263.6	(907.4)
LAIN-LAIN OTHERS	844.3	432.6	411.7	745.4	536.9	208.5
BAHAN MAKANAN UNTUK TERNAKAN FEEDING STUFF FOR ANIMALS	148.0	333.6	(185.5)	110.6	435.7	(325.2)
KELUARAN DAN SEDIAAN MAKANAN LAIN MISCELLANEOUS EDIBLE PRODUCTS AND PREPARATIONS	696.3	99.0	597.3	634.9	101.2	533.7
JUMLAH KEPERLUAN PERTANIAN TOTAL OF AGRICULTURAL INPUTS	305.9	235.4	70.5	292.2	262.5	29.7
BAJA FERTILIZERS	193.0	201.5	(8.6)	159.4	214.6	(55.2)
UBAT-UBATAN VETERINAR VETERINARY MEDICAMENTS	1.4	-	1.4	2.4	-	2.4

**JADUAL 25 : PERDAGANGAN LUAR NEGERI BAGI AGROMAKANAN DAN HASIL
PERTANIAN TERPILIH MENGIKUT NEGARA - VIETNAM**
TABLE 25 : EXTERNAL TRADE FOR AGROFOOD AND SELECTED
AGRICULTURAL PRODUCTS BY COUNTRIES - VIETNAM

KATEGORI CATEGORY	2024			2025		
	EKSPORT/ EXPORTS	IMPORT IMPORTS	IMBANGAN DAGANGAN/ BALANCE OF TRADE	EKSPORT/ EXPORTS	IMPORT IMPORTS	IMBANGAN DAGANGAN/ BALANCE OF TRADE
UBAT PEMBUNUH KUMAN, UBAT SERANGGA DSB. DISINFECTANTS, INSECTICIDES, FUNGICIDES, WEED KILLERS AND ANTI-SPROUTING PRODUCTS, ETC.	66.5	29.6	36.9	87.9	35.5	52.4
JENTERA PERTANIAN (TERMASUK TRAKTOR) DAN ALAT GANTI AGRICULTURAL MACHINERY (INCLUDING TRACTORS) AND PARTS	45.0	4.2	40.8	42.5	12.5	30.0
JUMLAH KELUARAN PERTANIAN LAIN TOTAL OF OTHER AGRICULTURAL PRODUCTS	3,181.0	2,059.9	1,121.1	3,085.1	2,336.8	748.2
BINATANG HIDUP (BUKAN BINATANG TERNAKAN) LIVE ANIMALS (NON LIVESTOCK)	0.0	0.0	(0.0)	0.0	0.0	(0.0)
IKAN HIASAN ORNAMENTAL FISH	1.9	0.1	1.8	1.1	1.2	(0.0)
RUMPAI LAUT SEAWEED	0.0	0.1	(0.1)	-	0.2	(0.2)
LAIN-LAIN PRODUK IKAN OTHER FISH PRODUCTS	-	18.0	(18.0)	1.3	23.1	(21.8)
MINUMAN DAN TEMBAKAU BEVERAGES AND TOBACCO	85.9	21.3	64.6	127.6	25.2	102.5
MINYAK KELAPA SAWIT PALM OIL	1,843.9	-	1,843.9	1,574.5	-	1,574.5
MINYAK ISIRUNG KELAPA SAWIT PALM KERNEL OIL	94.7	39.7	55.0	69.9	61.5	8.4
BUNGA-BUNGAAN FLORICULTURE	3.6	0.1	3.5	1.0	0.3	0.7
BAHAN TANAMAN UNTUK PEMBIAKAN SEEDS AND BUDS FOR SOWING	0.1	1.1	(1.0)	0.4	1.8	(1.5)
LEMAK HAIWAN DAN SAYURAN/LAIN-LAIN BIJI-BIJI MINYAK ANIMAL AND VEGETABLE FATS/OTHER OIL SEEDS	200.9	390.6	(189.8)	239.1	570.4	(331.3)
GETAH ASLI DAN SUSU GETAH NATURAL RUBBER AND NATURAL GUMS IN PRIMARY FORMS	19.5	231.4	(211.9)	3.1	336.0	(332.9)
KULIT DAN BULU BINATANG HIDES AND SKIN	2.8	24.1	(21.4)	3.0	26.6	(23.5)
GENTIAN ASLI NATURAL FIBRES	143.1	75.7	67.3	187.1	46.6	140.5
HASIL PERHUTANAN FORESTRY PRODUCTS	784.7	1,257.6	(473.0)	876.7	1,243.9	(367.2)
JUMLAH TOTAL	5,017.4	6,788.5	(1,771.1)	4,898.8	6,741.8	(1,843.0)

Nota/Notes:

¹ Binatang Ternakan/Livestock

² Tidak Termasuk Ikan Hiasan/Excluding Ornamental Fish

**JADUAL 26 : PERDAGANGAN LUAR NEGERI BAGI AGROMAKANAN DAN HASIL
PERTANIAN TERPILIH MENGIKUT NEGARA - CAMBODIA**
TABLE 26 : EXTERNAL TRADE FOR AGROFOOD AND SELECTED
AGRICULTURAL PRODUCTS BY COUNTRIES - CAMBODIA

KATEGORI CATEGORY	2022			2023		
	EKSPORT/ EXPORTS	IMPORT IMPORTS	IMBANGAN DAGANGAN/ BALANCE OF TRADE	EKSPORT/ EXPORTS	IMPORT IMPORTS	IMBANGAN DAGANGAN/ BALANCE OF TRADE
JUMLAH AGROMAKANAN TOTAL OF AGROFOOD	124.4	151.8	(27.4)	103.9	178.3	(74.4)
TERNAKAN LIVESTOCK	10.1	-	10.1	11.1	-	11.1
BINATANG HIDUP ¹ LIVE ANIMALS ¹	-	-	-	-	-	-
DAGING DAN SEDIAAN DAGING MEAT AND MEAT PREPARATIONS	8.5	-	8.5	9.0	-	9.0
HASIL TENUSU DAIRY PRODUCTS	1.6	-	1.6	2.0	-	2.0
TELUR UNGGAS POULTRY EGGS	-	-	-	-	-	-
PERIKANAN FISHERIES	0.4	0.2	0.2	0.7	-	0.7
IKAN, KRUSTASEA, MOLUSKA DAN SEDIAAN ² FISH, CRUSTACEANS, MOLLUSCS AND PREPARATIONS ²	0.4	0.2	0.2	0.7	-	0.7
TANAMAN FOOD CROPS	87.6	151.6	(63.9)	69.0	178.0	(109.0)
BIJIRIN DAN SEDIAAN BIJIRIN CEREALS AND CEREAL PREPARATIONS	46.2	151.2	(105.0)	37.2	177.8	(140.5)
SAYUR-SAYURAN VEGETABLES	0.6	-	0.6	0.7	-	0.7
BUAH-BUAHAN FRUITS	3.9	-	3.9	7.0	0.2	6.8
GULA, SEDIAAN GULA DAN MADU SUGARS, SUGAR PREPARATIONS AND HONEY	8.2	-	8.2	2.3	-	2.3
KOPI, KOKO, TEH, REMPAH DAN KELUARAN COFFEE, COCOA, TEA, SPICES AND MANUFACTURES	28.8	0.4	28.4	21.7	0.1	21.7
LAIN-LAIN OTHERS	26.3	0.0	26.3	23.2	0.3	22.8
BAHAN MAKANAN UNTUK TERNAKAN FEEDING STUFF FOR ANIMALS	0.1	0.0	0.1	0.2	-	0.2
KELUARAN DAN SEDIAAN MAKANAN LAIN MISCELLANEOUS EDIBLE PRODUCTS AND PREPARATIONS	26.2	-	26.2	23.0	0.3	22.7
JUMLAH KEPERLUAN PERTANIAN TOTAL OF AGRICULTURAL INPUTS	12.2	-	12.2	18.2	-	18.2
BAJA FERTILIZERS	5.1	-	5.1	5.4	-	5.4
UBAT-UBATAN VETERINAR VETERINARY MEDICAMENTS	0.1	-	0.1	0.0	-	0.0

**JADUAL 26 : PERDAGANGAN LUAR NEGERI BAGI AGROMAKANAN DAN HASIL
PERTANIAN TERPILIH MENGIKUT NEGARA - CAMBODIA**
TABLE 26 : EXTERNAL TRADE FOR AGROFOOD AND SELECTED
AGRICULTURAL PRODUCTS BY COUNTRIES - CAMBODIA

KATEGORI CATEGORY	2022			2023		
	EKSPORT/ EXPORTS	IMPORT IMPORTS	IMBANGAN DAGANGAN/ BALANCE OF TRADE	EKSPORT/ EXPORTS	IMPORT IMPORTS	IMBANGAN DAGANGAN/ BALANCE OF TRADE
UBAT PEMBUNUH KUMAN, UBAT SERANGGA DSB. DISINFECTANTS, INSECTICIDES, FUNGICIDES, WEED KILLERS AND ANTI-SPROUTING PRODUCTS, ETC.	4.1	-	4.1	2.7	-	2.7
JENTERA PERTANIAN (TERMASUK TRAKTOR) DAN ALAT GANTI AGRICULTURAL MACHINERY (INCLUDING TRACTORS) AND PARTS	2.9	-	2.9	10.1	-	10.1
JUMLAH KELUARAN PERTANIAN LAIN TOTAL OF OTHER AGRICULTURAL PRODUCTS	120.5	44.0	76.5	87.8	31.3	56.6
BINATANG HIDUP (BUKAN BINATANG TERNAKAN) LIVE ANIMALS (NON LIVESTOCK)	0.0	-	0.0	0.0	0.0	(0.0)
IKAN HIASAN ORNAMENTAL FISH	-	-	-	0.0	-	0.0
RUMPAI LAUT SEAWEED	-	-	-	-	-	-
LAIN-LAIN PRODUK IKAN OTHER FISH PRODUCTS	-	-	-	-	-	-
MINUMAN DAN TEMBAKAU BEVERAGES AND TOBACCO	48.4	0.2	48.2	43.2	0.1	43.1
MINYAK KELAPA SAWIT PALM OIL	11.2	-	11.2	6.6	-	6.6
MINYAK ISIRUNG KELAPA SAWIT PALM KERNEL OIL	0.2	6.1	(5.8)	0.0	-	0.0
BUNGA-BUNGAAN FLORICULTURE	-	-	-	0.0	-	0.0
BAHAN TANAMAN UNTUK PEMBIAKAN SEEDS AND BUDS FOR SOWING	-	12.5	(12.5)	-	11.7	(11.7)
LEMAK HAIWAN DAN SAYURAN/LAIN-LAIN BIJI-BIJI MINYAK ANIMAL AND VEGETABLE FATS/OTHER OIL SEEDS	13.8	18.9	(5.0)	12.1	15.2	(3.0)
GETAH ASLI DAN SUSU GETAH NATURAL RUBBER AND NATURAL GUMS IN PRIMARY FORMS	2.6	6.0	(3.4)	1.8	3.8	(2.0)
KULIT DAN BULU BINATANG HIDES AND SKIN	0.0	-	0.0	-	-	-
GENTIAN ASLI NATURAL FIBRES	5.1	0.2	4.9	1.3	0.4	0.8
HASIL PERHUTANAN FORESTRY PRODUCTS	39.1	0.3	38.8	22.7	0.1	22.6
JUMLAH TOTAL	257.1	195.8	61.3	209.9	209.6	0.3

Nota/Notes:

¹ Binatang Ternakan/Livestock

² Tidak Termasuk Ikan Hiasan/Excluding Ornamental Fish

**JADUAL 26 : PERDAGANGAN LUAR NEGERI BAGI AGROMAKANAN DAN HASIL
PERTANIAN TERPILIH MENGIKUT NEGARA - CAMBODIA**
TABLE 26 : EXTERNAL TRADE FOR AGROFOOD AND SELECTED
AGRICULTURAL PRODUCTS BY COUNTRIES - CAMBODIA

KATEGORI CATEGORY	2024			2025		
	EKSPORT/ EXPORTS	IMPORT IMPORTS	IMBANGAN DAGANGAN/ BALANCE OF TRADE	EKSPORT/ EXPORTS	IMPORT IMPORTS	IMBANGAN DAGANGAN/ BALANCE OF TRADE
JUMLAH AGROMAKANAN TOTAL OF AGROFOOD	131.7	248.9	(117.2)	196.2	238.7	(42.5)
TERNAKAN LIVESTOCK	7.0	-	7.0	25.8	-	25.8
BINATANG HIDUP ¹ LIVE ANIMALS ¹	-	-	-	-	-	-
DAGING DAN SEDIAAN DAGING MEAT AND MEAT PREPARATIONS	5.7	-	5.7	5.4	-	5.4
HASIL TENUSU DAIRY PRODUCTS	1.3	-	1.3	20.3	-	20.3
TELUR UNGGAS POULTRY EGGS	-	-	-	-	-	-
PERIKANAN FISHERIES	0.4	-	0.4	1.0	-	1.0
IKAN, KRUSTASEA, MOLUSKA DAN SEDIAAN ² FISH, CRUSTACEANS, MOLLUSCS AND PREPARATIONS ²	0.4	-	0.4	1.0	-	1.0
TANAMAN FOOD CROPS	87.2	248.9	(161.7)	95.9	237.3	(141.4)
BIJIRIN DAN SEDIAAN BIJIRIN CEREALS AND CEREAL PREPARATIONS	34.4	246.9	(212.5)	35.2	236.5	(201.3)
SAYUR-SAYURAN VEGETABLES	0.8	0.2	0.6	1.0	0.0	1.0
BUAH-BUAHAN FRUITS	6.3	0.2	6.1	6.4	0.8	5.7
GULA, SEDIAAN GULA DAN MADU SUGARS, SUGAR PREPARATIONS AND HONEY	14.0	-	14.0	4.9	-	4.9
KOPI, KOKO, TEH, REMPAH DAN KELUARAN COFFEE, COCOA, TEA, SPICES AND MANUFACTURES	31.7	1.6	30.0	48.5	0.1	48.3
LAIN-LAIN OTHERS	37.0	0.0	37.0	73.5	1.4	72.2
BAHAN MAKANAN UNTUK TERNAKAN FEEDING STUFF FOR ANIMALS	0.0	0.0	0.0	0.9	1.2	(0.4)
KELUARAN DAN SEDIAAN MAKANAN LAIN MISCELLANEOUS EDIBLE PRODUCTS AND PREPARATIONS	37.0	0.0	37.0	72.7	0.2	72.5
JUMLAH KEPERLUAN PERTANIAN TOTAL OF AGRICULTURAL INPUTS	15.7	0.1	15.6	21.1	0.8	20.4
BAJA FERTILIZERS	5.7	-	5.7	9.1	-	9.1
UBAT-UBATAN VETERINAR VETERINARY MEDICAMENTS	0.0	-	0.0	-	-	-

**JADUAL 26 : PERDAGANGAN LUAR NEGERI BAGI AGROMAKANAN DAN HASIL
PERTANIAN TERPILIH MENGIKUT NEGARA - CAMBODIA**
TABLE 26 : EXTERNAL TRADE FOR AGROFOOD AND SELECTED
AGRICULTURAL PRODUCTS BY COUNTRIES - CAMBODIA

KATEGORI CATEGORY	2024			2025		
	EKSPORT/ EXPORTS	IMPORT IMPORTS	IMBANGAN DAGANGAN/ BALANCE OF TRADE	EKSPORT/ EXPORTS	IMPORT IMPORTS	IMBANGAN DAGANGAN/ BALANCE OF TRADE
UBAT PEMBUNUH KUMAN, UBAT SERANGGA DSB. DISINFECTANTS, INSECTICIDES, FUNGICIDES, WEED KILLERS AND ANTI-SPROUTING PRODUCTS, ETC.	4.0	0.1	4.0	4.3	0.8	3.5
JENTERA PERTANIAN (TERMASUK TRAKTOR) DAN ALAT GANTI AGRICULTURAL MACHINERY (INCLUDING TRACTORS) AND PARTS	6.0	-	6.0	7.7	-	7.7
JUMLAH KELUARAN PERTANIAN LAIN TOTAL OF OTHER AGRICULTURAL PRODUCTS	98.0	59.8	38.3	178.8	43.0	135.7
BINATANG HIDUP (BUKAN BINATANG TERNAKAN) LIVE ANIMALS (NON LIVESTOCK)	0.0	-	0.0	-	0.0	(0.0)
IKAN HIASAN ORNAMENTAL FISH	-	-	-	-	-	-
RUMPAI LAUT SEAWEED	-	-	-	-	-	-
LAIN-LAIN PRODUK IKAN OTHER FISH PRODUCTS	-	-	-	0.0	-	0.0
MINUMAN DAN TEMBAKAU BEVERAGES AND TOBACCO	30.5	0.0	30.5	20.8	0.0	20.8
MINYAK KELAPA SAWIT PALM OIL	9.4	1.7	7.7	24.5	-	24.5
MINYAK ISIRUNG KELAPA SAWIT PALM KERNEL OIL	-	-	-	0.4	-	0.4
BUNGA-BUNGAAN FLORICULTURE	-	-	-	-	-	-
BAHAN TANAMAN UNTUK PEMBIAKAN SEEDS AND BUDS FOR SOWING	0.1	1.9	(1.8)	0.4	-	0.4
LEMAK HAIWAN DAN SAYURAN/LAIN-LAIN BIJI-BIJI MINYAK ANIMAL AND VEGETABLE FATS/OTHER OIL SEEDS	10.7	52.0	(41.3)	17.4	38.9	(21.5)
GETAH ASLI DAN SUSU GETAH NATURAL RUBBER AND NATURAL GUMS IN PRIMARY FORMS	10.6	3.6	7.0	20.4	3.4	17.1
KULIT DAN BULU BINATANG HIDES AND SKIN	-	0.4	(0.4)	0.0	0.4	(0.3)
GENTIAN ASLI NATURAL FIBRES	1.8	0.1	1.8	0.4	-	0.4
HASIL PERHUTANAN FORESTRY PRODUCTS	34.9	0.1	34.7	94.4	0.4	94.0
JUMLAH TOTAL	245.5	308.8	(63.3)	396.1	282.5	113.6

Nota/Notes:

¹ Binatang Ternakan/Livestock

² Tidak Termasuk Ikan Hiasan/Excluding Ornamental Fish

**JADUAL 27 : PERDAGANGAN LUAR NEGERI BAGI AGROMAKANAN DAN HASIL
PERTANIAN TERPILIH MENGIKUT NEGARA - LAO PDR**
TABLE 27 : EXTERNAL TRADE FOR AGROFOOD AND SELECTED
AGRICULTURAL PRODUCTS BY COUNTRIES - LAO PDR

KATEGORI CATEGORY	2022			2023		
	EKSPORT/ EXPORTS	IMPORT IMPORTS	IMBANGAN DAGANGAN/ BALANCE OF TRADE	EKSPORT/ EXPORTS	IMPORT IMPORTS	IMBANGAN DAGANGAN/ BALANCE OF TRADE
JUMLAH AGROMAKANAN TOTAL OF AGROFOOD	1.3	0.0	1.3	1.3	0.5	0.8
TERNAKAN LIVESTOCK	-	-	-	0.2	-	0.2
BINATANG HIDUP ¹ LIVE ANIMALS ¹	-	-	-	-	-	-
DAGING DAN SEDIAAN DAGING MEAT AND MEAT PREPARATIONS	-	-	-	-	-	-
HASIL TENUSU DAIRY PRODUCTS	-	-	-	0.2	-	0.2
TELUR UNGGAS POULTRY EGGS	-	-	-	-	-	-
PERIKANAN FISHERIES	-	-	-	-	-	-
IKAN, KRUSTASEA, MOLUSKA DAN SEDIAAN ² FISH, CRUSTACEANS, MOLLUSCS AND PREPARATIONS ²	-	-	-	-	-	-
TANAMAN FOOD CROPS	0.6	0.0	0.6	0.5	0.5	(0.0)
BIJIRIN DAN SEDIAAN BIJIRIN CEREALS AND CEREAL PREPARATIONS	0.6	-	0.6	0.4	-	0.4
SAYUR-SAYURAN VEGETABLES	-	-	-	-	-	-
BUAH-BUAHAN FRUITS	-	-	-	0.0	-	0.0
GULA, SEDIAAN GULA DAN MADU SUGARS, SUGAR PREPARATIONS AND HONEY	0.1	-	0.1	0.0	-	0.0
KOPI, KOKO, TEH, REMPAH DAN KELUARAN COFFEE, COCOA, TEA, SPICES AND MANUFACTURES	0.0	0.0	(0.0)	0.0	0.5	(0.4)
LAIN-LAIN OTHERS	0.7	-	0.7	0.7	-	0.7
BAHAN MAKANAN UNTUK TERNAKAN FEEDING STUFF FOR ANIMALS	-	-	-	-	-	-
KELUARAN DAN SEDIAAN MAKANAN LAIN MISCELLANEOUS EDIBLE PRODUCTS AND PREPARATIONS	0.7	-	0.7	0.7	-	0.7
JUMLAH KEPERLUAN PERTANIAN TOTAL OF AGRICULTURAL INPUTS	6.7	140.7	(134.0)	0.2	57.4	(57.2)
BAJA FERTILIZERS	0.0	140.7	(140.7)	0.1	57.4	(57.3)
UBAT-UBATAN VETERINAR VETERINARY MEDICAMENTS	-	-	-	-	-	-

**JADUAL 27 : PERDAGANGAN LUAR NEGERI BAGI AGROMAKANAN DAN HASIL
PERTANIAN TERPILIH MENGIKUT NEGARA - LAO PDR**
TABLE 27 : EXTERNAL TRADE FOR AGROFOOD AND SELECTED
AGRICULTURAL PRODUCTS BY COUNTRIES - LAO PDR

KATEGORI CATEGORY	RM JUTA/MILLION					
	2022			2023		
	EKSPORT/ EXPORTS	IMPORT IMPORTS	IMBANGAN DAGANGAN/ BALANCE OF TRADE	EKSPORT/ EXPORTS	IMPORT IMPORTS	IMBANGAN DAGANGAN/ BALANCE OF TRADE
UBAT PEMBUNUH KUMAN, UBAT SERANGGA DSB. DISINFECTANTS, INSECTICIDES, FUNGICIDES, WEED KILLERS AND ANTI-SPROUTING PRODUCTS, ETC.	-	-	-	-	-	-
JENTERA PERTANIAN (TERMASUK TRAKTOR) DAN ALAT GANTI AGRICULTURAL MACHINERY (INCLUDING TRACTORS) AND PARTS	6.7	-	6.7	0.2	0.0	0.2
JUMLAH KELUARAN PERTANIAN LAIN TOTAL OF OTHER AGRICULTURAL PRODUCTS	2.3	2.4	(0.2)	2.2	3.0	(0.8)
BINATANG HIDUP (BUKAN BINATANG TERNAKAN) LIVE ANIMALS (NON LIVESTOCK)	-	-	-	-	-	-
IKAN HIASAN ORNAMENTAL FISH	-	-	-	-	-	-
RUMPAI LAUT SEAWEED	-	-	-	-	-	-
LAIN-LAIN PRODUK IKAN OTHER FISH PRODUCTS	-	-	-	-	0.0	(0.0)
MINUMAN DAN TEMBAKAU BEVERAGES AND TOBACCO	1.1	0.4	0.7	0.1	1.9	(1.8)
MINYAK KELAPA SAWIT PALM OIL	0.1	-	0.1	-	-	-
MINYAK ISIRUNG KELAPA SAWIT PALM KERNEL OIL	-	-	-	-	-	-
BUNGA-BUNGAAN FLORICULTURE	-	-	-	-	-	-
BAHAN TANAMAN UNTUK PEMBIAKAN SEEDS AND BUDS FOR SOWING	-	-	-	-	-	-
LEMAK HAIWAN DAN SAYURAN/LAIN-LAIN BIJI-BIJI MINYAK ANIMAL AND VEGETABLE FATS/OTHER OIL SEEDS	1.0	-	1.0	2.1	-	2.1
GETAH ASLI DAN SUSU GETAH NATURAL RUBBER AND NATURAL GUMS IN PRIMARY FORMS	-	2.0	(2.0)	-	-	-
KULIT DAN BULU BINATANG HIDES AND SKIN	-	-	-	-	-	-
GENTIAN ASLI NATURAL FIBRES	-	-	-	-	-	-
HASIL PERHUTANAN FORESTRY PRODUCTS	0.1	-	0.1	0.0	1.1	(1.0)
JUMLAH TOTAL	10.3	143.1	(132.8)	3.7	60.8	(57.1)

Nota/Notes:

¹ Binatang Ternakan/Livestock

² Tidak Termasuk Ikan Hiasan/Excluding Ornamental Fish

**JADUAL 27 : PERDAGANGAN LUAR NEGERI BAGI AGROMAKANAN DAN HASIL
PERTANIAN TERPILIH MENGIKUT NEGARA - LAO PDR**
TABLE 27 : EXTERNAL TRADE FOR AGROFOOD AND SELECTED
AGRICULTURAL PRODUCTS BY COUNTRIES - LAO PDR

KATEGORI CATEGORY	2024			2025		
	EKSPORT/ EXPORTS	IMPORT IMPORTS	IMBANGAN DAGANGAN/ BALANCE OF TRADE	EKSPORT/ EXPORTS	IMPORT IMPORTS	IMBANGAN DAGANGAN/ BALANCE OF TRADE
JUMLAH AGROMAKANAN TOTAL OF AGROFOOD	7.0	-	7.0	17.8	1.2	16.6
TERNAKAN LIVESTOCK	0.1	-	0.1	-	-	-
BINATANG HIDUP ¹ LIVE ANIMALS ¹	-	-	-	-	-	-
DAGING DAN SEDIAAN DAGING MEAT AND MEAT PREPARATIONS	-	-	-	-	-	-
HASIL TENUSU DAIRY PRODUCTS	0.1	-	0.1	-	-	-
TELUR UNGGAS POULTRY EGGS	-	-	-	-	-	-
PERIKANAN FISHERIES	0.0	-	0.0	0.0	-	0.0
IKAN, KRUSTASEA, MOLUSKA DAN SEDIAAN ² FISH, CRUSTACEANS, MOLLUSCS AND PREPARATIONS ²	0.0	-	0.0	0.0	-	0.0
TANAMAN FOOD CROPS	0.6	-	0.6	0.2	1.2	(1.0)
BIJIRIN DAN SEDIAAN BIJIRIN CEREALS AND CEREAL PREPARATIONS	0.6	-	0.6	0.1	-	0.1
SAYUR-SAYURAN VEGETABLES	0.0	-	0.0	-	-	-
BUAH-BUAHAN FRUITS	-	-	-	0.0	0.0	(0.0)
GULA, SEDIAAN GULA DAN MADU SUGARS, SUGAR PREPARATIONS AND HONEY	0.0	-	0.0	0.0	-	0.0
KOPI, KOKO, TEH, REMPAH DAN KELUARAN COFFEE, COCOA, TEA, SPICES AND MANUFACTURES	0.0	-	0.0	0.0	1.1	(1.1)
LAIN-LAIN OTHERS	6.2	-	6.2	17.6	0.0	17.6
BAHAN MAKANAN UNTUK TERNAKAN FEEDING STUFF FOR ANIMALS	-	-	-	-	-	-
KELUARAN DAN SEDIAAN MAKANAN LAIN MISCELLANEOUS EDIBLE PRODUCTS AND PREPARATIONS	6.2	-	6.2	17.6	0.0	17.6
JUMLAH KEPERLUAN PERTANIAN TOTAL OF AGRICULTURAL INPUTS	1.1	13.6	(12.5)	7.9	1.4	6.6
BAJA FERTILIZERS	0.0	13.6	(13.6)	-	1.4	(1.4)
UBAT-UBATAN VETERINAR VETERINARY MEDICAMENTS	0.1	-	0.1	0.0	-	0.0

**JADUAL 27 : PERDAGANGAN LUAR NEGERI BAGI AGROMAKANAN DAN HASIL
PERTANIAN TERPILIH MENGIKUT NEGARA - LAO PDR**
TABLE 27 : EXTERNAL TRADE FOR AGROFOOD AND SELECTED
AGRICULTURAL PRODUCTS BY COUNTRIES - LAO PDR

KATEGORI CATEGORY	2024			2025		
	EKSPORT/ EXPORTS	IMPORT IMPORTS	IMBANGAN DAGANGAN/ BALANCE OF TRADE	EKSPORT/ EXPORTS	IMPORT IMPORTS	IMBANGAN DAGANGAN/ BALANCE OF TRADE
UBAT PEMBUNUH KUMAN, UBAT SERANGGA DSB. DISINFECTANTS, INSECTICIDES, FUNGICIDES, WEED KILLERS AND ANTI-SPROUTING PRODUCTS, ETC.	-	-	-	0.0	-	0.0
JENTERA PERTANIAN (TERMASUK TRAKTOR) DAN ALAT GANTI AGRICULTURAL MACHINERY (INCLUDING TRACTORS) AND PARTS	1.0	-	1.0	7.9	-	7.9
JUMLAH KELUARAN PERTANIAN LAIN TOTAL OF OTHER AGRICULTURAL PRODUCTS	3.3	0.0	3.3	2.1	0.0	2.0
BINATANG HIDUP (BUKAN BINATANG TERNAKAN) LIVE ANIMALS (NON LIVESTOCK)	-	-	-	-	-	-
IKAN HIASAN ORNAMENTAL FISH	-	-	-	-	-	-
RUMPAI LAUT SEAWEED	-	-	-	-	-	-
LAIN-LAIN PRODUK IKAN OTHER FISH PRODUCTS	-	-	-	-	-	-
MINUMAN DAN TEMBAKAU BEVERAGES AND TOBACCO	1.4	0.0	1.4	0.7	-	0.7
MINYAK KELAPA SAWIT PALM OIL	-	-	-	-	-	-
MINYAK ISIRUNG KELAPA SAWIT PALM KERNEL OIL	-	-	-	-	-	-
BUNGA-BUNGAAN FLORICULTURE	-	-	-	-	-	-
BAHAN TANAMAN UNTUK PEMBIAKAN SEEDS AND BUDS FOR SOWING	-	-	-	-	-	-
LEMAK HAIWAN DAN SAYURAN/LAIN-LAIN BIJI-BIJI MINYAK ANIMAL AND VEGETABLE FATS/OTHER OIL SEEDS	1.9	-	1.9	1.3	-	1.3
GETAH ASLI DAN SUSU GETAH NATURAL RUBBER AND NATURAL GUMS IN PRIMARY FORMS	-	-	-	-	-	-
KULIT DAN BULU BINATANG HIDES AND SKIN	-	-	-	-	-	-
GENTIAN ASLI NATURAL FIBRES	-	-	-	-	0.0	(0.0)
HASIL PERHUTANAN FORESTRY PRODUCTS	0.0	0.0	0.0	0.0	0.0	(0.0)
JUMLAH TOTAL	11.3	13.6	(2.3)	27.8	2.6	25.2

Nota/Notes:

¹ Binatang Ternakan/Livestock

² Tidak Termasuk Ikan Hiasan/Excluding Ornamental Fish

**JADUAL 28 : PERDAGANGAN LUAR NEGERI BAGI AGROMAKANAN DAN HASIL
PERTANIAN TERPILIH MENGIKUT NEGARA - GERMANY**
TABLE 28 : EXTERNAL TRADE FOR AGROFOOD AND SELECTED
AGRICULTURAL PRODUCTS BY COUNTRIES - GERMANY

KATEGORI CATEGORY	2022			2023		
	EKSPORT/ EXPORTS	IMPORT IMPORTS	IMBANGAN DAGANGAN/ BALANCE OF TRADE	EKSPORT/ EXPORTS	IMPORT IMPORTS	IMBANGAN DAGANGAN/ BALANCE OF TRADE
JUMLAH AGROMAKANAN TOTAL OF AGROFOOD	93.4	837.9	(744.5)	160.4	948.0	(787.6)
TERNAKAN LIVESTOCK	0.4	318.7	(318.3)	2.5	322.0	(319.5)
BINATANG HIDUP ¹ LIVE ANIMALS ¹	-	-	-	-	-	-
DAGING DAN SEDIAAN DAGING MEAT AND MEAT PREPARATIONS	0.4	4.8	(4.5)	2.5	3.8	(1.2)
HASIL TENUSU DAIRY PRODUCTS	-	307.5	(307.5)	-	312.6	(312.6)
TELUR UNGGAS POULTRY EGGS	-	6.4	(6.4)	-	5.7	(5.7)
PERIKANAN FISHERIES	2.9	3.0	(0.1)	2.1	1.5	0.6
IKAN, KRUSTASEA, MOLUSKA DAN SEDIAAN ² FISH, CRUSTACEANS, MOLLUSCS AND PREPARATIONS ²	2.9	3.0	(0.1)	2.1	1.5	0.6
TANAMAN FOOD CROPS	79.7	326.4	(246.7)	133.2	399.8	(266.7)
BIJIRIN DAN SEDIAAN BIJIRIN CEREALS AND CEREAL PREPARATIONS	0.6	74.8	(74.2)	1.3	43.0	(41.7)
SAYUR-SAYURAN VEGETABLES	2.1	185.2	(183.0)	0.2	270.7	(270.6)
BUAH-BUAHAN FRUITS	0.5	3.8	(3.3)	1.8	3.1	(1.3)
GULA, SEDIAAN GULA DAN MADU SUGARS, SUGAR PREPARATIONS AND HONEY	2.8	5.5	(2.7)	3.7	6.3	(2.6)
KOPI, KOKO, TEH, REMPAH DAN KELUARAN COFFEE, COCOA, TEA, SPICES AND MANUFACTURES	73.6	57.1	16.5	126.1	76.7	49.4
LAIN-LAIN OTHERS	10.5	189.9	(179.4)	22.6	224.6	(202.0)
BAHAN MAKANAN UNTUK TERNAKAN FEEDING STUFF FOR ANIMALS	1.2	66.9	(65.7)	13.4	70.5	(57.0)
KELUARAN DAN SEDIAAN MAKANAN LAIN MISCELLANEOUS EDIBLE PRODUCTS AND PREPARATIONS	9.3	123.0	(113.7)	9.1	154.1	(145.0)
JUMLAH KEPERLUAN PERTANIAN TOTAL OF AGRICULTURAL INPUTS	32.9	946.4	(913.5)	18.4	609.3	(590.9)
BAJA FERTILIZERS	0.0	559.9	(559.9)	0.0	98.9	(98.9)
UBAT-UBATAN VETERINAR VETERINARY MEDICAMENTS	-	173.7	(173.7)	0.0	296.9	(296.9)

**JADUAL 28 : PERDAGANGAN LUAR NEGERI BAGI AGROMAKANAN DAN HASIL
PERTANIAN TERPILIH MENGIKUT NEGARA - GERMANY**
TABLE 28 : EXTERNAL TRADE FOR AGROFOOD AND SELECTED
AGRICULTURAL PRODUCTS BY COUNTRIES - GERMANY

KATEGORI CATEGORY	2022			2023		
	EKSPORT/ EXPORTS	IMPORT IMPORTS	IMBANGAN DAGANGAN/ BALANCE OF TRADE	EKSPORT/ EXPORTS	IMPORT IMPORTS	IMBANGAN DAGANGAN/ BALANCE OF TRADE
UBAT PEMBUNUH KUMAN, UBAT SERANGGA DSB. DISINFECTANTS, INSECTICIDES, FUNGICIDES, WEED KILLERS AND ANTI-SPROUTING PRODUCTS, ETC.	0.7	97.5	(96.8)	0.2	78.5	(78.3)
JENTERA PERTANIAN (TERMASUK TRAKTOR) DAN ALAT GANTI AGRICULTURAL MACHINERY (INCLUDING TRACTORS) AND PARTS	32.2	115.3	(83.1)	18.2	134.9	(116.7)
JUMLAH KELUARAN PERTANIAN LAIN TOTAL OF OTHER AGRICULTURAL PRODUCTS	800.1	490.0	310.1	806.1	561.7	244.4
BINATANG HIDUP (BUKAN BINATANG TERNAKAN) LIVE ANIMALS (NON LIVESTOCK)	0.3	0.3	(0.0)	0.2	0.1	0.0
IKAN HIASAN ORNAMENTAL FISH	0.4	-	0.4	0.3	-	0.3
RUMPAI LAUT SEAWEED	-	0.0	(0.0)	-	0.8	(0.8)
LAIN-LAIN PRODUK IKAN OTHER FISH PRODUCTS	-	0.0	(0.0)	-	0.2	(0.2)
MINUMAN DAN TEMBAKAU BEVERAGES AND TOBACCO	0.5	18.8	(18.4)	1.1	25.4	(24.3)
MINYAK KELAPA SAWIT PALM OIL	183.0	0.0	183.0	161.2	0.0	161.2
MINYAK ISIRUNG KELAPA SAWIT PALM KERNEL OIL	16.7	-	16.7	1.7	0.6	1.2
BUNGA-BUNGAAN FLORICULTURE	0.0	0.0	0.0	0.0	0.0	0.0
BAHAN TANAMAN UNTUK PEMBIAKAN SEEDS AND BUDS FOR SOWING	-	0.0	(0.0)	0.0	0.1	(0.1)
LEMAK HAIWAN DAN SAYURAN/LAIN-LAIN BIJI-BIJI MINYAK ANIMAL AND VEGETABLE FATS/OTHER OIL SEEDS	66.4	126.2	(59.7)	69.2	177.3	(108.1)
GETAH ASLI DAN SUSU GETAH NATURAL RUBBER AND NATURAL GUMS IN PRIMARY FORMS	191.0	0.9	190.1	358.1	-	358.1
KULIT DAN BULU BINATANG HIDES AND SKIN	0.2	0.2	(0.1)	0.3	0.4	(0.1)
GENTIAN ASLI NATURAL FIBRES	192.8	0.6	192.3	131.0	0.1	131.0
HASIL PERHUTANAN FORESTRY PRODUCTS	148.8	343.0	(194.2)	82.9	356.6	(273.7)
JUMLAH TOTAL	926.4	2,274.3	(1,347.9)	984.9	2,118.9	(1,134.1)

Nota/Notes:

¹ Binatang Ternakan/Livestock

² Tidak Termasuk Ikan Hiasan/Excluding Ornamental Fish

**JADUAL 28 : PERDAGANGAN LUAR NEGERI BAGI AGROMAKANAN DAN HASIL
PERTANIAN TERPILIH MENGIKUT NEGARA - GERMANY**
TABLE 28 : EXTERNAL TRADE FOR AGROFOOD AND SELECTED
AGRICULTURAL PRODUCTS BY COUNTRIES - GERMANY

KATEGORI CATEGORY	2024			2025		
	EKSPORT/ EXPORTS	IMPORT IMPORTS	IMBANGAN DAGANGAN/ BALANCE OF TRADE	EKSPORT/ EXPORTS	IMPORT IMPORTS	IMBANGAN DAGANGAN/ BALANCE OF TRADE
JUMLAH AGROMAKANAN TOTAL OF AGROFOOD	154.0	853.9	(699.9)	175.5	794.0	(618.5)
TERNAKAN LIVESTOCK	0.0	239.5	(239.5)	-	318.2	(318.2)
BINATANG HIDUP ¹ LIVE ANIMALS ¹	-	-	-	-	-	-
DAGING DAN SEDIAAN DAGING MEAT AND MEAT PREPARATIONS	0.0	3.0	(3.0)	-	10.1	(10.1)
HASIL TENUSU DAIRY PRODUCTS	-	234.3	(234.3)	-	308.1	(308.1)
TELUR UNGGAS POULTRY EGGS	0.0	2.2	(2.2)	-	0.0	(0.0)
PERIKANAN FISHERIES	0.7	0.8	(0.1)	0.3	1.0	(0.7)
IKAN, KRUSTASEA, MOLUSKA DAN SEDIAAN ² FISH, CRUSTACEANS, MOLLUSCS AND PREPARATIONS ²	0.7	0.8	(0.1)	0.3	1.0	(0.7)
TANAMAN FOOD CROPS	124.0	384.4	(260.3)	158.2	278.4	(120.2)
BIJIRIN DAN SEDIAAN BIJIRIN CEREALS AND CEREAL PREPARATIONS	12.9	51.9	(39.1)	4.5	23.9	(19.4)
SAYUR-SAYURAN VEGETABLES	1.2	242.1	(240.9)	0.0	154.0	(154.0)
BUAH-BUAHAN FRUITS	6.6	3.7	2.9	8.3	2.2	6.1
GULA, SEDIAAN GULA DAN MADU SUGARS, SUGAR PREPARATIONS AND HONEY	3.7	10.0	(6.3)	6.9	6.6	0.3
KOPI, KOKO, TEH, REMPAH DAN KELUARAN COFFEE, COCOA, TEA, SPICES AND MANUFACTURES	99.7	76.7	23.0	138.4	91.6	46.8
LAIN-LAIN OTHERS	29.3	229.2	(199.9)	17.0	196.4	(179.4)
BAHAN MAKANAN UNTUK TERNAKAN FEEDING STUFF FOR ANIMALS	13.4	74.9	(61.5)	4.7	56.3	(51.6)
KELUARAN DAN SEDIAAN MAKANAN LAIN MISCELLANEOUS EDIBLE PRODUCTS AND PREPARATIONS	15.9	154.3	(138.4)	12.3	140.1	(127.8)
JUMLAH KEPERLUAN PERTANIAN TOTAL OF AGRICULTURAL INPUTS	14.3	691.6	(677.3)	22.3	704.0	(681.7)
BAJA FERTILIZERS	0.0	124.9	(124.9)	-	122.1	(122.1)
UBAT-UBATAN VETERINAR VETERINARY MEDICAMENTS	0.3	329.2	(328.9)	0.0	320.4	(320.4)

**JADUAL 28 : PERDAGANGAN LUAR NEGERI BAGI AGROMAKANAN DAN HASIL
PERTANIAN TERPILIH MENGIKUT NEGARA - GERMANY**
TABLE 28 : EXTERNAL TRADE FOR AGROFOOD AND SELECTED
AGRICULTURAL PRODUCTS BY COUNTRIES - GERMANY

KATEGORI CATEGORY	2024			2025		
	EKSPORT/ EXPORTS	IMPORT IMPORTS	IMBANGAN DAGANGAN/ BALANCE OF TRADE	EKSPORT/ EXPORTS	IMPORT IMPORTS	IMBANGAN DAGANGAN/ BALANCE OF TRADE
UBAT PEMBUNUH KUMAN, UBAT SERANGGA DSB. DISINFECTANTS, INSECTICIDES, FUNGICIDES, WEED KILLERS AND ANTI-SPROUTING PRODUCTS, ETC.	0.2	89.6	(89.5)	0.4	72.4	(72.0)
JENTERA PERTANIAN (TERMASUK TRAKTOR) DAN ALAT GANTI AGRICULTURAL MACHINERY (INCLUDING TRACTORS) AND PARTS	13.8	147.8	(134.0)	21.9	189.2	(167.3)
JUMLAH KELUARAN PERTANIAN LAIN TOTAL OF OTHER AGRICULTURAL PRODUCTS	1,280.3	595.4	685.0	1,069.8	537.2	532.6
BINATANG HIDUP (BUKAN BINATANG TERNAKAN) LIVE ANIMALS (NON LIVESTOCK)	0.0	0.1	(0.1)	0.1	0.1	(0.1)
IKAN HIASAN ORNAMENTAL FISH	0.3	-	0.3	0.2	-	0.2
RUMPAI LAUT SEAWEED	0.0	0.7	(0.7)	-	0.0	(0.0)
LAIN-LAIN PRODUK IKAN OTHER FISH PRODUCTS	-	0.3	(0.3)	-	0.8	(0.8)
MINUMAN DAN TEMBAKAU BEVERAGES AND TOBACCO	0.8	21.5	(20.7)	1.9	20.6	(18.6)
MINYAK KELAPA SAWIT PALM OIL	397.8	0.0	397.8	197.6	-	197.6
MINYAK ISIRUNG KELAPA SAWIT PALM KERNEL OIL	9.5	-	9.5	6.6	-	6.6
BUNGA-BUNGAAN FLORICULTURE	0.0	-	0.0	0.0	-	0.0
BAHAN TANAMAN UNTUK PEMBIAKAN SEEDS AND BUDS FOR SOWING	0.0	0.2	(0.2)	-	0.1	(0.1)
LEMAK HAIWAN DAN SAYURAN/LAIN-LAIN BIJI-BIJI MINYAK ANIMAL AND VEGETABLE FATS/OTHER OIL SEEDS	91.3	219.9	(128.7)	29.2	156.4	(127.2)
GETAH ASLI DAN SUSU GETAH NATURAL RUBBER AND NATURAL GUMS IN PRIMARY FORMS	499.4	0.0	499.4	540.5	0.4	540.1
KULIT DAN BULU BINATANG HIDES AND SKIN	0.5	0.2	0.3	1.2	0.3	0.9
GENTIAN ASLI NATURAL FIBRES	198.3	0.2	198.1	202.0	0.2	201.8
HASIL PERHUTANAN FORESTRY PRODUCTS	82.5	352.2	(269.7)	90.4	358.2	(267.9)
JUMLAH TOTAL	1,448.6	2,140.8	(692.2)	1,267.5	2,035.2	(767.7)

Nota/Notes:

¹ Binatang Ternakan/Livestock

² Tidak Termasuk Ikan Hiasan/Excluding Ornamental Fish

JADUAL 29 : PURATA KADAR PERTUKARAN
TABLE 29 : AVERAGE EXCHANGE RATES

Tempoh	RM bagi seunit / RM per unit of											
	SDR ¹	USD	GBP	Euro	100 SF	100 HKD	100 JPY	CNY	SGD	100 IDR	100 THB	
Period	Akhir tempoh / End of period											
2017	5.7892	4.0620	5.4660	4.8510	415.0404	51.9560	3.6020	0.6230	3.0392	0.0300	12.4334	
2018	5.7565	4.1385	5.2532	4.7340	420.2590	52.8419	3.7475	0.6017	3.0322	0.0286	12.7006	
2019	5.6509	4.0925	5.3722	4.5852	422.8227	52.5724	3.7655	0.5866	3.0387	0.0295	13.6827	
2020	5.7560	4.0130	5.4653	4.9324	455.1178	51.7663	3.8891	0.6143	3.0354	0.0286	13.3990	
2021	5.8377	4.1760	5.6361	4.7256	456.7179	53.5505	3.6286	0.6552	3.0896	0.0293	12.5011	
2022	5.8637	4.4130	5.3159	4.7038	478.0372	56.5947	3.3264	0.6342	3.2819	0.0283	12.7811	
2023	6.1752	4.5915	5.8484	5.0810	544.5006	58.7633	3.2452	0.6469	3.4822	0.0297	13.4353	
2024	5.8391	4.4700	5.6105	4.6528	495.0991	57.5760	2.8572	0.6125	3.2860	0.0277	13.0511	
2025	5.5567	4.0570	5.4621	4.7639	512.1507	52.1261	2.5924	0.5805	3.1595	0.0243	12.8835	
2022	JAN/JAN	5.8570	4.1890	5.6177	4.6753	449.8497	53.7254	3.6257	0.6585	3.0903	0.0291	12.5288
	FEB/FEB	5.8516	4.2010	5.6073	4.6845	453.1824	53.7714	3.6364	0.6656	3.0895	0.0292	12.8255
	MAC/MAR	5.8185	4.2040	5.5142	4.6933	454.6832	53.6954	3.4365	0.6621	3.1061	0.0293	12.6000
	APR/APR	5.8178	4.3590	5.4413	4.5826	448.7339	55.5467	3.3365	0.6559	3.1481	0.0301	12.6678
	MEI/MAY	5.9211	4.3755	5.5204	4.7043	456.0663	55.7488	3.4161	0.6564	3.1947	0.0300	12.8042
	JUN/JUNE	5.8543	4.4055	5.3430	4.6046	461.7199	56.1400	3.2250	0.6581	3.1656	0.0296	12.4749
	JUL/JULY	5.8920	4.4485	5.4234	4.5433	467.2304	56.6699	3.3403	0.6598	3.2276	0.0300	12.1353
	OGOS/AUG	5.8331	4.4845	5.2475	4.4834	463.3467	57.1409	3.2359	0.6483	3.2107	0.0301	12.3040
	SEPT/SEPT	5.9509	4.6410	5.1429	4.5482	475.3176	59.1229	3.2064	0.6524	3.2365	0.0305	12.2188
	OKT/OCT	6.0713	4.7265	5.4856	4.7100	474.4054	60.2136	3.1961	0.6509	3.3492	0.0303	12.4455
	NOV/NOV	5.7950	4.4750	5.3604	4.6307	469.6685	57.3079	3.2249	0.6265	3.2613	0.0284	12.6538
	DIS/DEC	5.8637	4.4130	5.3159	4.7038	478.0372	56.5947	3.3264	0.6342	3.2819	0.0283	12.7811
2023	JAN/JAN	5.7317	4.2475	5.2431	4.6064	459.2140	54.2029	3.2612	0.6287	3.2321	0.0283	12.9675
	FEB/FEB	5.9610	4.4835	5.4033	4.7494	478.8530	57.1303	3.2910	0.6466	3.3262	0.0294	12.7890
	MAC/MAR	5.9491	4.4090	5.4661	4.8089	482.6228	56.1688	3.3209	0.6427	3.3229	0.0295	12.9315
	APR/APR	6.0121	4.4585	5.5702	4.9128	498.6579	56.7973	3.3318	0.6448	3.3420	0.0305	13.0681
	MEI/MAY	6.1224	4.6165	5.7192	4.9387	508.3692	58.9399	3.3026	0.6498	3.4100	0.0308	13.2868
	JUN/JUNE	6.2082	4.6790	5.9042	5.0865	520.7569	59.7181	3.2319	0.6455	3.4517	0.0312	13.1248
	JUL/JULY	6.0645	4.5405	5.8348	5.0005	521.0282	58.2086	3.2033	0.6353	3.4094	0.0301	13.2550
	OGOS/AUG	6.1721	4.6380	5.8580	5.0410	527.7952	59.1141	3.1731	0.6362	3.4301	0.0304	13.2203
	SEPT/SEPT	6.1864	4.6900	5.7305	4.9601	513.2134	59.9170	3.1395	0.6423	3.4368	0.0303	12.8177
	OKT/OCT	6.2729	4.7660	5.7881	5.0496	527.9132	60.9151	3.1796	0.6513	3.4868	0.0300	13.2169
	NOV/NOV	6.2365	4.6530	5.9086	5.1067	533.2646	59.5809	3.1633	0.6531	3.4944	0.0300	13.3381
	DIS/DEC	6.1752	4.5915	5.8484	5.0810	544.5006	58.7633	3.2452	0.6469	3.4822	0.0297	13.4353
2024	JAN/JAN	6.2850	4.7305	5.9969	5.1179	548.0508	60.5128	3.2020	0.6587	3.5280	0.0299	13.3555
	FEB/FEB	6.2908	4.7630	6.0335	5.1617	542.2360	60.8523	3.1793	0.6620	3.5424	0.0303	13.2600
	MAC/MAR	6.2544	4.7285	5.9688	5.0950	524.0497	60.4277	3.1254	0.6543	3.5032	0.0298	12.9619
	APR/APR	6.2663	4.7675	5.9813	5.1036	522.9243	60.9215	3.0418	0.6582	3.5027	0.0293	12.8730
	MEI/MAY	6.2116	4.7040	5.9851	5.0893	520.4117	60.1700	2.9999	0.6496	3.4826	0.0290	12.7956
	JUN/JUNE	6.2010	4.7195	5.9605	5.0461	524.7680	60.4533	2.9316	0.6493	3.4744	0.0288	12.8108
	JUL/JULY	6.0568	4.6060	5.9143	4.9846	522.0447	58.9572	2.9977	0.6365	3.4295	0.0283	12.8821
	OGOS/AUG	5.8348	4.3155	5.6811	4.7788	509.0534	55.3653	2.9804	0.6084	3.3117	0.0279	12.6926
	SEPT/SEPT	5.6528	4.1075	5.4977	4.5834	487.8556	52.8452	2.8836	0.5857	3.2074	0.0271	12.7226
	OKT/OCT	5.8337	4.3950	5.7128	4.7530	506.4823	56.5593	2.8661	0.6159	3.3162	0.0279	13.0164
	NOV/NOV	5.8633	4.4395	5.6442	4.6941	503.7732	57.0355	2.9576	0.6137	3.3148	0.0280	12.9413
	DIS/DEC	5.8391	4.4700	5.6105	4.6528	495.0991	57.5760	2.8572	0.6125	3.2860	0.0277	13.0511
2025	JAN/JAN	5.8606	4.4200	5.4883	4.5904	485.5811	56.7223	2.8635	0.6095	3.2615	0.0271	13.1411
	FEB/FEB	5.8427	4.4655	5.6198	4.6390	496.7187	57.4153	2.9848	0.6130	3.3102	0.0269	13.0876
	MAC/MAR	5.9027	4.4330	5.7392	4.7841	502.3230	57.0014	2.9395	0.6102	3.3057	0.0268	13.0622
	APR/APR	5.8168	4.3175	5.7785	4.9086	524.0004	55.6569	3.0292	0.5940	3.3017	0.0259	12.9266
	MEI/MAY	5.7838	4.2390	5.7106	4.8115	515.0045	54.0651	2.9467	0.5899	3.2899	0.0260	12.9832
	JUN/JUNE	5.7605	4.2170	5.7826	4.9390	527.5868	53.7215	2.9239	0.5886	3.3058	0.0260	12.9475
	JUL/JULY	5.7956	4.2540	5.6404	4.8593	522.9579	54.1925	2.8599	0.5915	3.2857	0.0258	12.9992
	OGOS/AUG	5.7905	4.2180	5.6937	4.9195	525.5749	54.1349	2.8695	0.5916	3.2865	0.0257	13.0457
	SEPT/SEPT	5.7760	4.2150	5.6631	4.9417	528.6593	54.1784	2.8380	0.5916	3.2645	0.0252	13.0223
	OKT/OCT	5.7019	4.1920	5.5133	4.8489	522.7900	53.9664	2.7214	0.5895	3.2245	0.0252	12.9583
	NOV/NOV	5.6165	4.1290	5.4668	4.7843	512.8874	53.0505	2.6423	0.5835	3.1853	0.0248	12.8349
	DIS/DEC	5.5567	4.0570	5.4621	4.7639	512.1507	52.1261	2.5924	0.5805	3.1595	0.0243	12.8835

1. Kadar SDR harian yang diterbitkan di laman sesawang BNM adalah berdasarkan kadar SDR Dolar Amerika terkini dan kadar pertengahan USD/MYR semasa. Kadar SDR Dolar Amerika mempunyai lat masa 1 hari disebabkan oleh perbezaan zon waktu.
The daily SDR rates published on the BNM website are based on latest available US Dollar SDR rates and prevailing USD/MYR mid-rates. The US Dollar SDR rate is at a 1-day lag due to different time zones.

Sumber : Bank Negara Malaysia
Source : Bank Negara Malaysia